

Shire of Wiluna

MINUTES



Ordinary Meeting of Council

Held

Wednesday 28 February 2018

Table of Contents

1.	Declaration of Opening and Announcement of Visitors.....	3
2.	Public Question Time	3
a)	Responses to Previous Public Questions taken on Notice	3
b)	New Questions	3
3.	Record of Attendance	3
a)	Apologies and Leave of Absence Previously Approved.....	3
b)	Applications for Leave of Absence.....	3
c)	Notations of Interest:.....	3
4.	Petitions and Deputations	4
5.	Confirmation of Minutes of Previous Meeting.....	4
6.	Status Report.....	4
7.	Announcements by the person presiding without discussion	4
8.	Matters for which meeting may be closed	4
9.	Reports of Officers and Committees.....	5
9.1.	Executive Manager Technical Services	5
9.1.1.	Disposal of Shire General Goods.....	5
9.2.	Deputy Chief Executive Officer.....	7
9.2.1.	Financial Activity Report – January 2018	7
9.2.2.	Accounts Paid by Delegated Authority – January 2018	9
9.2.3.	Financial Investments – January 2018.....	10
9.2.4.	Submission – Senate Inquiry into Operation, Regulation and Funding of Regional and Rural Air Services.....	14
9.2.5.	Budget Review 2017/2018.....	17
9.3.	Chief Executive Officer	21
9.3.1.	Council Forum Meetings	21
9.3.2.	Board Membership Midwest Development Commission.....	22
9.3.3.	Wiluna Remote Community School – Write off Fees	24
9.3.4.	Staff Corporate Uniform, Dress Code, & Hygiene at Work Policy.....	26
9.3.5.	Request to Fund Attendance at GTNA Events	28
9.4.	Committee Reports	33
9.4.1.	– Audit Committee report of 14 February 2018	33
10.	Elected Members Motion of Which Previous Notice Has Been Given.....	33
11.	Urgent Business Approved by the Person Presiding or by Decision of Council.....	34
11.1.	New Administration Building – Variation on Renovation Works RFT2017/08 Club Hotel Refurbishment	34
11.2.	Request for Donation – Shooting Stars Program.....	38
11.3.	Ranger Authorisation	40
12.	Matters Behind Closed Doors	42

DISCLAIMER READING

Resolutions are not considered final until the minutes of the meeting are confirmed.

Members of the public should also note that they act at their own risk if they enact any resolution prior to receiving official written notification of Council's decision.

12.1. RFT 2017-07 - Supervision Services for Flood Damage Repairs	43
12.2. RFT 2017-12 – Provision of Maintenance Grading Services	44
12.3. RFT 2017-13 – Wiluna Rural Road Construction	44
12.4. RFT 2017-14 – Complete Sealing Service	45
12.5. Disposal of Shire Machinery & Goods	45
13. Closure	45

APPENDICES

APPENDIX 9.1.1.	Auction Items	White Pages
APPENDIX 9.2.1.	Financial Report – January 2018	Green Pages
APPENDIX 9.2.2.	Payments made by Authority – Jan 2018	Pink Pages
APPENDIX 9.2.3.	Investment Report – January 2018	Blue Page
APPENDIX 9.2.4.	Draft Submission Rural Air Services	Ivory Pages
APPENDIX 9.2.5.	Budget Review	A3 Pages
APPENDIX 9.3.3.	MWDC Board Membership Vacancy	Grey Pages
APPENDIX 9.3.4.	Uniform Policy	Caramel Pages
APPENDIX 9.4.1	Audit Committee Meeting Minutes	Yellow Pages
APPENDIX 12.2.	RFT 2017-12 Tender Evaluation (To be distributed at meeting)	White Pages
APPENDIX 12.3.	RFT 2017-13 Tender Evaluation (To be distributed at meeting)	White Pages
APPENDIX 12.4.	RFT 2017-14 Tender Evaluation (To be distributed at meeting)	White Pages
APPENDIX 12.5.	Disposal of Shire Machinery & Goods (To be distributed at meeting)	White Pages

DISCLAIMER READING

Resolutions are not considered final until the minutes of the meeting are confirmed.

Members of the public should also note that they act at their own risk if they enact any resolution prior to receiving official written notification of Council's decision.

MINUTES

1. Declaration of Opening and Announcement of Visitors

The Chairperson declared the meeting open at 12.15pm and welcomed Councillors, staff and Brendan Cory from LeadFX.

2. Public Question Time**a) Responses to Previous Public Questions taken on Notice**

Nil

b) New Questions

Nil

3. Record of Attendance

Cr Stacey Petterson Deputy President
 Cr Peter Grundy
 Cr Graham Harris
 Cr Lena Long
 Cr Caroline Thomas
 Cr Norma Ward

In Attendance:

Colin Bastow Chief Executive Officer
 Angela Hoy Executive Manager Technical Services
 Katrina Boylan Executive Assistant

a) Apologies and Leave of Absence Previously Approved

Cr Jim Quadrio President
 Warren Olsen Deputy Chief Executive Officer

b) Applications for Leave of Absence

Nil

c) Notations of Interest:**i. Financial Interest Local Government Act Section 5.60A**

Councillor/Officer	Item	Nature of Interest	Extent of Interest
Cr Caroline Thomas	12.2	Financial	Director of Tendering Company
	12.3	Financial	Chance of work
	12.5	Financial	May bid on auction items

Councillor/Officer	Item	Nature of Interest	Extent of Interest
Cr Norma Ward	12.2	Financial	Director or Tendering Company
	12.3	Financial	Chance of work
	12.5	Financial	May bid on auction items

DISCLAIMER READING

Resolutions are not considered final until the minutes of the meeting are confirmed.

Members of the public should also note that they act at their own risk if they enact any resolution prior to receiving official written notification of Council's decision.

Councillor/Officer	Item	Nature of Interest	Extent of Interest
Cr Graham Harris	9.3.5. 12.5	Financial Financial	Applicant May bid on auction items

ii. Proximity Interest Local Government Act Section 5.60B

Nil

iii. Interest Affecting Impartiality Shire of Wiluna Code of Conduct

Nil

4. Petitions and Deputations

Brendan Corry (Regulatory Affairs Specialist) from LeadFX Paroo Station Lead Mine.

A presentation was given on the re-launch of the Paroo Station Lead Mine. A copy of the presentation is attached to these minutes.

Mr Corry left the meeting at 12.47pm

5. Confirmation of Minutes of Previous Meeting

Council Decision

MOVED CR HARRIS

SECONDED CR WARD

That the Minutes of the Ordinary Meeting held on 31 January 2018 be accepted as a true record of the meeting.

CARRIED 6/0

Resolution 013/18

6. Status Report

Nil

7. Announcements by the person presiding without discussion

Nil

8. Matters for which meeting may be closed

Nil

DISCLAIMER READING

Resolutions are not considered final until the minutes of the meeting are confirmed.

Members of the public should also note that they act at their own risk if they enact any resolution prior to receiving official written notification of Council's decision.

Council Decision**MOVED CR HARRIS****SECONDED CR WARD****That Council**

- 1) accepts late items 11.1; 11.2 and 11.3; and
- 2) adopts en bloc the Officer's Recommendations as follows:
 - Items 9.1.1. to 9.2.4. Adopted by en bloc resolution
 - Item 9.3.1. Adopted by en bloc resolution
 - Item 9.3.3 to 9.3.4. Adopted by en bloc resolution
 - Item 11.1. to 11.2. Adopted by en bloc resolution
 - Item 12.1. Adopted by en bloc resolution
 - Item 12.4. Adopted by en bloc resolution

CARRIED 6/0**Resolution 014/18****9. Reports of Officers and Committees****9.1. Executive Manager Technical Services****9.1.1. Disposal of Shire General Goods**

File: ADM0192
Reporting Officer: Angela Hoy – Executive Manager Technical Services
Date of Report: 06/02/18
Date of Meeting: 28/02/18
Disclosure of Interest: Nil

Purpose

The purpose of this report is for Council to approve a list of general goods for disposal at the proposed Auction on the 30th April 2018. (Appendix 9.1.1.).

Background

The Shire has accumulated a number of general goods from the purchase of the Club Hotel, the demolition of the Shire Depot Shed and various other items which are currently stored in staff residential garages gathering dust.

Comment

The Shire does not intend to use the items in the foreseeable future, and rather than continue to accumulate items, they should be disposed of so. Members of the public have in the past expressed an interest in these items, and it would seem timely to dispose of these items in conjunction with the proposed Plant auction.

DISCLAIMER READING

Resolutions are not considered final until the minutes of the meeting are confirmed.

Members of the public should also note that they act at their own risk if they enact any resolution prior to receiving official written notification of Council's decision.

The list of proposed general goods to be disposed of is as attached with corresponding photos. The majority of the items are in a poor condition and may be of use to the public.

Members of the public have in the past expressed an interest in these items, and it would seem timely to dispose of these items in conjunction with the proposed Plant auction on the 30th April 2018

Consultation

Chief Executive Officer – Colin Bastow
Deputy CEO – Warren Olsen

Statutory Environment

Local Government Act-Part 6 Financial Management
Section 3.58 Disposal of Property

Risk Assessment

The general goods will continue to deteriorate in the current locations where they are stored, and will overtime cost more to shift the goods to the rubbish dump than to dispose of them in an auction.

A general auction will allow all persons who have expressed interest in acquiring council goods to bid at the auction.

As the majority of items are of minimal value, it is recommended that there be no reserves set.

Policy Implications

Nil

Financial Implications

The Shire may recover some costs for future furniture/general goods replacement.

Strategic Implications

Nil

DISCLAIMER READING

Resolutions are not considered final until the minutes of the meeting are confirmed.

Members of the public should also note that they act at their own risk if they enact any resolution prior to receiving official written notification of Council's decision.

Voting Requirements SIMPLE MAJORITY**Officer Recommendation****MOVED CR****SECONDED CR****For Council to:**

- 1. Approve the attached list of proposed general goods to be auctioned on the 30th April 2018**
- 2. Approve that proceeds from the sale of general goods be transferred to the asset replacement reserve**

CARRIED BY EN BLOC RESOLUTION 014/08**9.2. Deputy Chief Executive Officer****9.2.1. Financial Activity Report – January 2018**

File:	ADM 0071
Reporting Officer:	Warren Olsen – Deputy CEO
Date of Report:	15 February 2018
Date of Meeting:	28 February 2018
Disclosure of Interest:	Nil

Purpose

The purpose of this report is to present the financial activity report for the period ending 31 January 2018.

Background

Section 6.4 of the Local Government Act 1995 requires the CEO to prepare monthly/quarterly financial reports in accordance with the provisions of Regulation 34 and 35 of the Local Government Act (Financial Management) Regulations 1996.

The financial reports, including the Statement of Financial Activity, for the period ended 31 January 2018 is attached to this agenda as Appendix 9.2.1.

Comment

The net current assets as at 31 January were \$13,459,015. The Statement of Financial Activity and Net Current Asset reports details the composition of this surplus.

Note 6 shows that (after adjustments) \$4,251,065 of rates and charges have been levied this financial year and that receipts to 31 January totalled \$3,900,609. As \$3,870,930 had been receipted as at the end of December, January receipts of rates and charges receipts amounted to \$29,679. This left \$470,218 outstanding as at 31 January.

DISCLAIMER READING

Resolutions are not considered final until the minutes of the meeting are confirmed.

Members of the public should also note that they act at their own risk if they enact any resolution prior to receiving official written notification of Council's decision.

The graph shows that approximately 90% of rates and charges have been collected (the same as at the end of 2016-17); however, we have reached this collection plateau 4 months earlier than in the previous year.

Note 6 also shows outstanding sundry debtors totalling \$47,120. This balance includes:

- Debts outstanding for more than 90 days. These now total less than \$1,000, comprising three small debts. The oldest and largest is the subject of a separate report to this meeting, recommending that it be written off. Another will be referred to our debt collectors.
- Debts outstanding for more than 60 days but less than ninety days, including:
 - A debt of \$3157 which has since been paid; and
 - A debt which has possibly been paid but incorrectly receipted; and
 - 4 other debts to be referred to our debt collectors.
- Debts outstanding for more than 30 days, which are almost exclusively airport debts (ie. landing fees and passenger charges). Some of these have been paid since 31 December.

Consultation

Nil

Statutory Environment

Local Government (Financial Management) Regulations 1996 – Regulations 34-35.

Risk Assessment

Nil

Policy Implications

Nil

Financial Implications

Specific financial implications are outlined in the Statement of Financial Activity.

Strategic Implications

Effective governance and administration of Shire's services and prudent financial management underpin the ability of the Shire to effectively deliver services and programmes.

DISCLAIMER READING

Resolutions are not considered final until the minutes of the meeting are confirmed.

Members of the public should also note that they act at their own risk if they enact any resolution prior to receiving official written notification of Council's decision.

Voting Requirements SIMPLE MAJORITY**Officer Recommendation****MOVED CR****SECONDED CR**

That the financial reports (including the Statement of Financial Activity) for the period ended 31 January 2018 be received and noted.

CARRIED BY EN BLOCK RESOLUTION 014/18

9.2.2. Accounts Paid by Delegated Authority – January 2018

File:	ADM0071
Reporting Officer:	Warren Olsen – Deputy CEO
Date of Report:	12 February 2018
Date of Meeting:	28 February 2018
Disclosure of Interest:	Nil

Purpose

The purpose of this report is to present the list of accounts paid by delegated authority of the Chief Executive Officer during January 2018.

Background

The list of accounts paid during the period 1 January to 31 January 2018 is attached to this agenda as Appendix 9.2.2.

Comment

Nil

Consultation

Nil

Statutory Environment

Sub-regulation 13 (1) of the Local Government (Financial Management) Regulations 1996 requires that a list of accounts paid by the CEO is to be prepared each month showing for each account paid since the last such list was prepared —

- (a) the payee's name; and
- (b) the amount of the payment; and
- (c) the date of the payment; and
- (d) sufficient information to identify the transaction.

Sub-regulation 13 (3) of the Local Government (Financial Management) Regulations 1996 provides that such a list is to be:

- (a) presented to the council at the next ordinary meeting of the council after the list is prepared; and

DISCLAIMER READING

Resolutions are not considered final until the minutes of the meeting are confirmed.

Members of the public should also note that they act at their own risk if they enact any resolution prior to receiving official written notification of Council's decision.

(b) recorded in the minutes of that meeting.

Risk Assessment

Nil

Policy Implications

Nil

Financial Implications

Nil

Strategic Implications

Nil

Voting Requirements SIMPLE MAJORITY

Officer Recommendation

MOVED CR

SECONDED CR

That the list of accounts paid by authority for the period 1 January 2018 to 31 January 2018, totalling \$1,404,971.97, be received and noted.

CARRIED BY EN BLOC RESOLUTION 014/18

9.2.3. Financial Investments – January 2018
--

File:	ADM 0071
Reporting Officer:	Warren Olsen – Deputy CEO
Date of Report:	4 February 2018
Date of Meeting:	28 February 2018
Disclosure of Interest:	Nil

Purpose

The purpose of this report is to present to the Council information regarding the financial investments as at 31 January 2018.

Background

The Shire of Wiluna's policy no. 2.21 - Financial Investment Policy requires that monthly report is to be presented to "Council detailing the performance of all investments". Further, it requires that an investment register is to be maintained.

The investments of both reserve accounts and non-reserve municipal funds as at 31 January are presented as Appendix 9.2.3.

Comment

Reserve Account Funds: During January two term deposits from the Reserve Account investment pool matured paying a total of \$34,606.27 in interest revenue.

DISCLAIMER READING

Resolutions are not considered final until the minutes of the meeting are confirmed.

Members of the public should also note that they act at their own risk if they enact any resolution prior to receiving official written notification of Council's decision.

A total of \$2,019,562.42 was transferred out of reserves, representing:

- Expenditure on projects that the annual budget provided for funding from reserve accounts; and
- The refund of unspent CLGF funding to the Department of Primary Industries and Regional Development.

A breakdown of the reduction of reserve account balances is shown on the second page of Appendix 9.3.2.

Two new term deposits were established, one with WestPac for 62 days at 1.70% and the other with Defence Bank for 92 days at 2.45%. These term deposits will mature on 6 March and 2 May.

\$311,397.59 was transferred to the Reserve call deposit account.

The interest on reserve account investments was apportioned among the Reserve Accounts as presented in the bottom half of the table shown in Appendix 9.2.3.

Total reserve funds as at 31 January stood at \$5,401,629.66. The investment register shows a discrepancy between reserve account balances and reserve account investments of \$40.00 as at balance date which has since been rectified by a transfer of \$40.00 from the Municipal Bank account to the Reserve Call Deposit account.

Non-Reserve Municipal Funds: The funds are currently deposited in “call deposit” and three fixed term accounts. Both types of deposits yield higher interest than the normal chequing account.

During the month of January, one term deposit matured paying interest of \$18,324.66 and our call deposit earned interest of \$110.62. So interest received from non-reserve municipal fund investments totalled \$18,435.28.

A new term deposit of \$2,000,000 was established with National Australia Bank for 64 days at 2.20%. The balance of the proceeds of the maturing term deposit (\$1,018,324.66) was transferred to the municipal call deposit account.

There were a number of withdrawals totalling \$380,000 from the call deposit account early in the period to meet cash requirements for operations, with the balance being topped up later in the period from revenue receipts and a portion of the proceeds of the maturing term investment.

Total non-reserve municipal fund investments as at the end of January stood at \$7,439,334.65 (up from \$7,249,224.03 at the end of December). This does not include the balance of funds held in the “Municipal Account” for day-to-day transactions.

General Comment

In relation to both reserve accounts and non-reserve municipal funds we are now sacrificing interest earnings potential for liquidity as we enter a period of relatively low revenue (most rates revenue has already been collected) and high expenditure

DISCLAIMER READING

Resolutions are not considered final until the minutes of the meeting are confirmed.

Members of the public should also note that they act at their own risk if they enact any resolution prior to receiving official written notification of Council’s decision.

on our various projects (including the road works contracts that will be awarded this month).

In relation to the flood damage repairs in particular, we expect our cash requirements to grow significantly due to possible time lags between paying the contractors and receiving the recouped WANNDRA funding.

Consequently, we are shortening our fixed-term investment periods to ensure that we have adequate cash to meet our commitments, and are consequently expecting to be getting lower yields because yields are usually positively related to the length of terms of the investments.

In order to allow us to more accurately predict our cashflow requirements in the future, I am developing a cashflow prediction model.

Consultation

Colin Bastow, Chief Executive Officer

Statutory Environment

The power to invest is derived from section 6.14 of the Local Government Act 1995. The funds can only be invested in ways approved for the investment of trust funds under Part III of the Trustees Act 1962.

Regulation 19 of the Local Government (Financial Management) Regulations 1996 requires the establishment of control procedures to enable the identification of –

- the nature and location of all investments; and
- the transactions related to each investment.

Risk Assessment

Our primary tools for managing our investments risks are:

- The Shire's policy on financial investments (Policy no. 2.21), which was reviewed and amended at the Council meeting held on 10 October 2017; and
- Diversification of investments.

I undertook to present a pie graph in future investment reports to assist the Council in monitoring the diversification of our investments.

Chart 1 below shows (for purpose of comparison) the distribution of investments at the end of December, and Chart 2 shows the distribution of investments at the end of January.

DISCLAIMER READING

Resolutions are not considered final until the minutes of the meeting are confirmed.

Members of the public should also note that they act at their own risk if they enact any resolution prior to receiving official written notification of Council's decision.

Chart 1

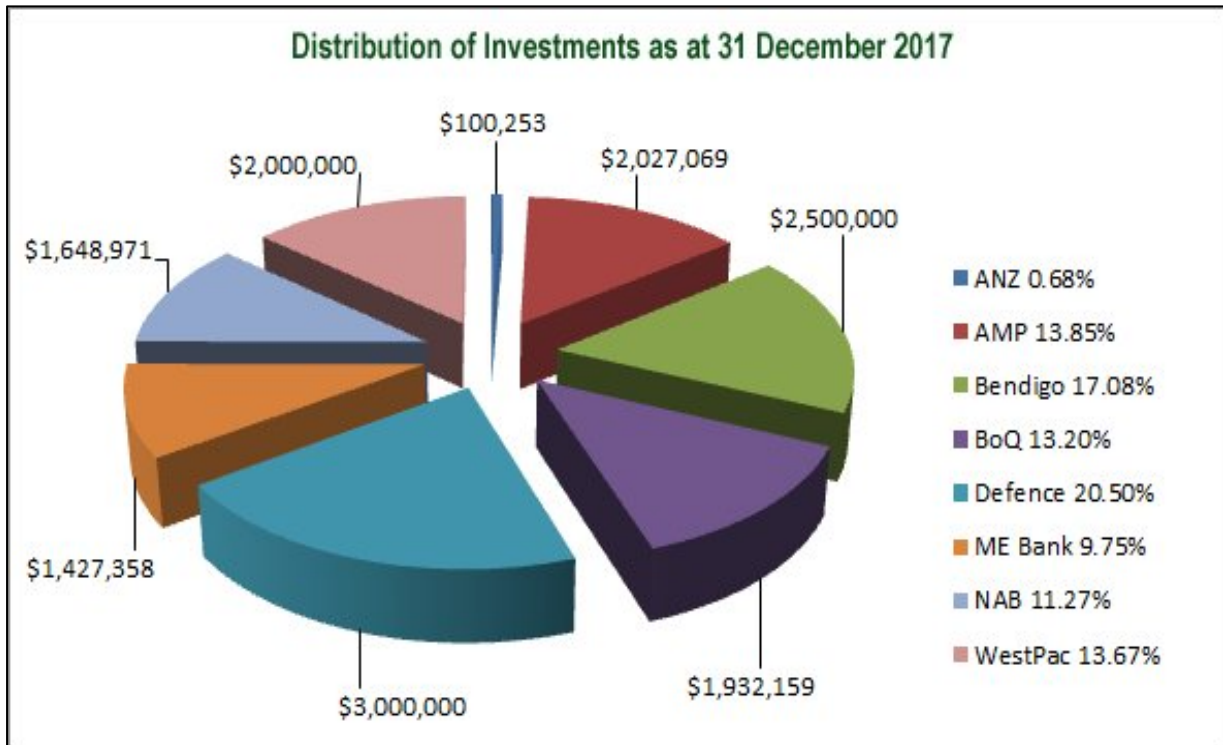
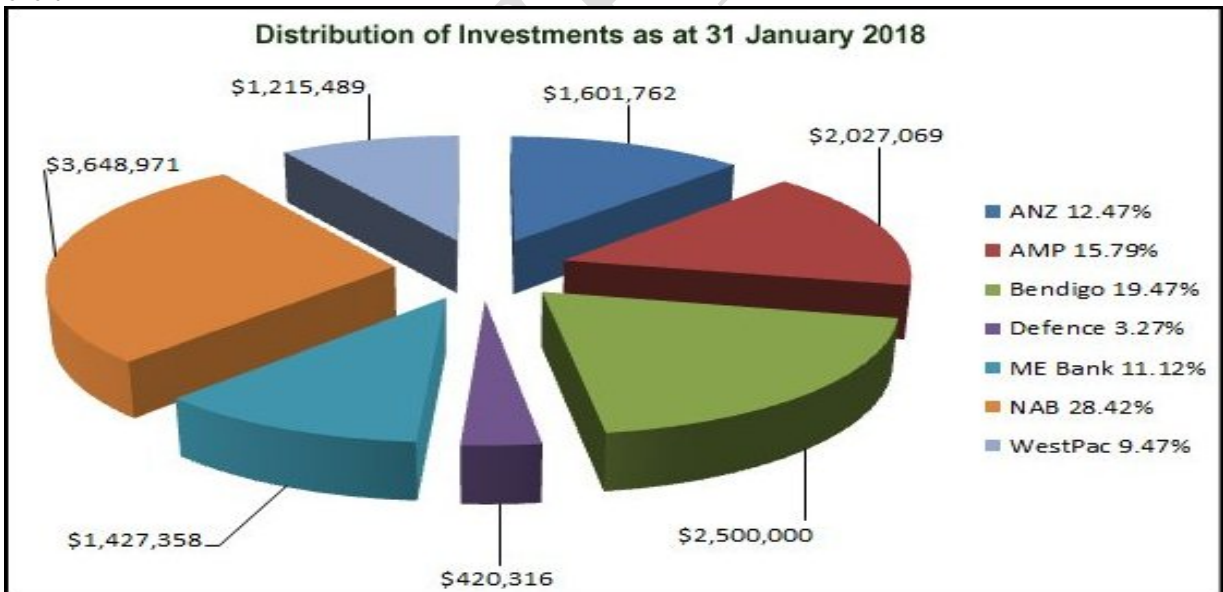


Chart 2



As can be seen, our investments at the end of January are spread among only 7 banks compared with 8 banks in December (as Bank of Queensland was not interested in shorter term investments) and our exposure to the other banks has increased as a consequence. Exposure to each bank is still under 20% except for NAB at 28.42%, which will be reduced with the next maturity on 26 February 2018.

DISCLAIMER READING

Resolutions are not considered final until the minutes of the meeting are confirmed.

Members of the public should also note that they act at their own risk if they enact any resolution prior to receiving official written notification of Council’s decision.

Policy Implications

All investments are made in compliance with Policy No. 2.21 - Financial Investments Policy. Proposed changes to that policy are addressed in a separate report.

Financial Implications

Interest earned from investments is an income for the Shire.

Interest attributable to reserve account investments is credited to the reserve accounts on a pro-rata basis. Interest on investment of surplus general funds is treated as general revenue.

Strategic Implications

Effective governance and administration of Shire's services and prudent financial management underpin the ability of the Shire to effectively deliver services and programmes.

Voting Requirements SIMPLE MAJORITY**Officer Recommendation****MOVED CR****SECONDED CR**

That the report be received and the information be noted.

CARRIED BY EN BLOC RESOLUTION 014/18

9.2.4. Submission – Senate Inquiry into Operation, Regulation and Funding of Regional and Rural Air Services

File:	ADM 0246
Reporting Officer:	Warren Olsen – Deputy CEO
Date of Report:	20 February 2018
Date of Meeting:	28 February 2018
Disclosure of Interest:	Nil

Purpose

The purpose of this report is for the Council to consider, and if thought appropriate to endorse, a submission to the Senate Standing Committee on Rural and Regional Affairs and Transport's inquiry into the operation, regulation and funding of air route service delivery to rural, regional and remote communities.

Background

On 16 November 2017, the Senate moved that the following matters be referred to the Rural and Regional Affairs and Transport References Committee for inquiry and report by 30 March 2018. On 8 February 2018, the Senate agreed to extend the reporting date to 20 September 2018.

DISCLAIMER READING

Resolutions are not considered final until the minutes of the meeting are confirmed.

Members of the public should also note that they act at their own risk if they enact any resolution prior to receiving official written notification of Council's decision.

The subject of the inquiry is as follows:

The operation, regulation and funding of air route service delivery to rural, regional and remote communities, with particular reference to:

- a. social and economic impacts of air route supply and airfare pricing;
- b. different legal, regulatory, policy and pricing frameworks and practices across the Commonwealth, states and territories;
- c. how airlines determine fare pricing;
- d. the determination of airport charges for landing and security fees, aircraft type and customer demand;
- e. pricing determination, subsidisation and equity of airfares;
- f. determination of regulated routes and distribution of residents' fares across regulated routes;
- g. airline competition within rural and regional routes;
- h. consistency of aircraft supply and retrieval of passengers by airlines during aircraft maintenance and breakdown;
- i. all related costs and charges imposed by the Civil Aviation Safety Authority; and
- j. any related matters.

Comment

We first became aware of this inquiry on 9 February as a result of receiving an email from the WA Department of Transport. Unfortunately, submissions closed on 5 February.

The present writer has contacted the Secretary of the Committee, and on her advice sought the Committee's approval to make a late submission. It is most likely that the Committee's approval will be forthcoming, but is a matter of protocol that we withhold our submission until we receive the Committee's approval.

If the Council endorses the draft submission attached to this agenda as Appendix 9.2.4, we will forward the submission immediately upon receiving the Committee's approval.

Given Wiluna's remoteness and the lack of any public transport other than the 3 RPT air services per week, the community is highly dependent upon these services. The high cost of the airfares and the infrequency of the services has significant social, financial and economic costs on the district. It is therefore appropriate that the Council makes a submission to this inquiry.

DISCLAIMER READING

Resolutions are not considered final until the minutes of the meeting are confirmed.

Members of the public should also note that they act at their own risk if they enact any resolution prior to receiving official written notification of Council's decision.

Last year, the Shire made a submission to a similar inquiry undertaken by the Economics and Industry Standing Committee of the WA Legislative Assembly. A submission to the federal government is even more important; although the State government regulates some regional air routes and (in some cases) subsidises the services, the main aviation regulators (such as CASA) whose regulations and policies provide a significant restraint to the sale of empty seats on charter flights are instruments of the Australian Government..

In its submission to the Committee's inquiry, the State of Western Australia (through the Department of Transport) has urged the Committee to consult more widely with the WA Government and local governments (not just airlines) and has recommended that the Senate Committee supports the continuation of and the necessary funding for the Remote Airstrip Upgrade Program and the Remote Air Services Subsidy Scheme.

Consultation

Mr Colin Bastow – CEO

Dr Toby McLeay – NAHS

Anne Finlay – Mid West Development Commission

Statutory Environment

Not applicable

Risk Assessment

There is no risk directly associated with making this submission.

Policy Implications

None identified at this stage.

Financial Implications

The financial cost of making this submission is minimal.

Strategic Implications

Making the Shire and the community more sustainable.

Voting Requirements SIMPLE MAJORITY

<i>Officer Recommendation</i>

MOVED CR**SECONDED CR****That:**

- 1. The draft submission presented as Appendix 9.2.4 be endorsed.**
- 2. That, with the approval of the Senate Standing Committee on Rural and Regional Affairs and Transport, the submission be sent to the Committee as a late submission.**

CARRIED BY EN BLOC RESOLUTION 014/18**DISCLAIMER READING**

Resolutions are not considered final until the minutes of the meeting are confirmed.

Members of the public should also note that they act at their own risk if they enact any resolution prior to receiving official written notification of Council's decision.

9.2.5. Budget Review 2017/2018

File:	ADM 0314
Reporting Officer:	Warren Olsen – Deputy CEO
Date of Report:	21 February 2018
Date of Meeting:	21 February 2018
Disclosure of Interest:	Nil

Purpose

The purpose of this report is for the Council to consider and adopt the budget review for 2017-2018 as presented in Appendix 9.2.5 of this agenda

Background

A Statement of Financial Activity incorporating year to date budget variations and forecasts to 30 June 2017 for the period ending 31 January 2017 is presented in Appendix 9.2.5 of this agenda. Regulation 33A of the *Local Government (Financial Management) Regulations 1996* requires that local governments conduct a Budget review between 1 January and 31 March in each financial year. A copy of the review and determination is to be provided to the Department of Local Government within 30 days of the adoption of the review.

Local governments are required to conduct a Budget review in order to establish whether they are meeting their budget commitments and/or to determine any areas of savings, over-spend/concern or required changes, and give consideration to receipt of income and incurred expenditure in accordance with the adopted budget. Once Officers have completed the review, Council is required to consider the review submitted and determine whether or not to adopt the review or any recommendations made.

The Shire of Wiluna budget review has been prepared to include information required by the *Local Government Act 1995*, *Local Government (Financial Management) Regulations 1996* and Australian Accounting Standards. Council adopted a 10% and a \$10,000 minimum for the reporting of material variances to be used in the statements of financial activity.

Comment

The actual budget review details are attached as Appendix 9.2.5 of this agenda, and provides details of actual income and expenditure to the 31 January 2018, together with the adopted budget estimates, and projected year end budget and variances. There are projected increases and decreases on various income and expenditures both operating and capital as noted in this report. Other projects are anticipated to come in line with the adopted Budget.

There are some changes resulting from the Budget review as noted in the report.

DISCLAIMER READING

Resolutions are not considered final until the minutes of the meeting are confirmed.

Members of the public should also note that they act at their own risk if they enact any resolution prior to receiving official written notification of Council's decision.

Although the budget review could be adopted as late as March and we would still achieve compliance, we have brought it to the February Council meeting for very good practical reasons:

- The original budget contained a few errors and underestimates that we should want to correct sooner rather than later;
- We need to make up for some budget omissions so as to continue to progress the projects that we are working on (including addressing issues identified in the "Regulation 17 Review" that was presented to the Audit Committee meeting of 14 February 2018).
- The sooner we have completed the budget review, the sooner we can progress work on the draft 2018-2019 Annual budget.

Closing Budget Surplus

As a result of this review, the closing fund has a projected surplus of \$5,977,128. This surplus can be reconciled as follows:

- Net cash from operations to \$257,260 debit. There have been operating expenditure and savings from the re-evaluation of several projects related to the new admin centre, the airport, housing and other operations often with funds moved within similar areas. See the budget review document for details. Some projects have been completed (or are expected to be completed) at less than the budgeted cost (eg. Staff housing, new administration centre).
- Some new items have been added, including a provision for land purchases (\$60,000), a provision to implement a proper Electronic Document Management and Retrieval System (EDMRS) (\$60,000), a provision for paying our contract Aerodrome consultants (AMS) (\$60,000), a provision for repayment of the CLGF funding as we have been required to do (\$845,990), and a provision for furniture and equipment for the new administration centre (\$160,000).
- Net cash from capital activities to \$527,972 credit. With the evaluation of the capital program and the expected expenditure, the program was modified in order to achieve the prioritised projects in this financial year. These projects are noted in the budget review report. The provision in respect of some items are recommended to be increased, as the original provision has proven to be inadequate.
- Net cash from financing activities to nil with the repayment of a grant for the original Admin Centre refurbishment and to offset paid from the Unspent Grants reserve.

Opening Budget/Actual Surplus

The opening budget surplus for 2017-2018 remains the same, \$5,480,047 and the actual surplus is \$6,247,840. The difference of \$767,793 between budget and actual are accounting transactions that occurred after budget adoption but before the previous year's financial statements and audit.

DISCLAIMER READING

Resolutions are not considered final until the minutes of the meeting are confirmed.

Members of the public should also note that they act at their own risk if they enact any resolution prior to receiving official written notification of Council's decision.

Operating/Capital Income and Expenditure

Reasons for variances in income and expenditure for both operating and capital are discussed in the variance analysis reports of the 2017-2018 Budget Review.

It is recommended that the Council adopts the Budget review as shown in the report provided.

Consultation

Colin Bastow – Chief Executive Officer

Angela Hoy – Executive Manager Technical Services

Maurice Werder – contract Acting Finance Manager

Statutory Environment

Regulation 33A of the *Local Government (Financial Management) Regulations 1996* requires:

- (1) *Between 1 January and 31 March in each year a local government is to carry out a review of its annual budget for that year.*
- (2) *The review of an annual budget for a financial year must-*
 - (a) *Consider the local government's financial performance in the period beginning on 1 July and ending no earlier than 31 December in that financial year; and*
 - (b) *Consider the local government's financial position as at the date of the review; and*
 - (c) *Review the outcomes for the end of that financial year are forecast in the budget.*
- (3) *Within 30 days after a review of the annual budget of a local government is carried out it is to be submitted to the council.*
- (4) *A council is to consider a review submitted to it and is to determine* whether or not to adopt the review, any parts of the review or any recommendations made in the review.*

**Absolute majority required.*
- (5) *Within 30 days after a council has made a determination, a copy of the review and determination is to be provided to the Department.*

Risk Assessment

As the budget review involves future projections, there is always some risk of these projections not being met.

These risks are mitigated by regular internal review of variations from the budget and the reasons therefor.

Policy Implications

Nil

DISCLAIMER READING

Resolutions are not considered final until the minutes of the meeting are confirmed.

Members of the public should also note that they act at their own risk if they enact any resolution prior to receiving official written notification of Council's decision.

Financial Implications

Specific financial implications are outlined in the Budget review statement.

The Budget review is a legislative requirement but also establishes a system for sound and prudent financial management for the Shire, as the Budget underpins the Shire's ability to meet current and future demands/requirements for works, services and programmes.

Strategic Implications

The adopted Budget and subsequent review has been developed using the existing strategic planning documents adopted by Council.

The budget is based on principles contained in the Community Strategic Plan and Forward Capital Works Plan, as well as other operations plans that make up the integrated planning framework.

Voting Requirements ABSOLUTE MAJORITY

Officer Recommendation & Council Decision	Item 9.2.5.
MOVED CR WARD	SECONDED CR HARRIS
That:	
<ol style="list-style-type: none"> 1. the Budget review for the period 1 July 2017 to 31 January 2018 as per the projected figures indicated in the Statement of Budget review (Appendix 9.2.5.) be adopted. 2. the budget be hereby amended in accordance with the figures presented in the budget review report (Appendix 9.2.5.). 3. the change in the forecast closing surplus for 2017/2018 from \$0 to \$1,038,505 as made up of the difference of \$767,793 between budget and actual surplus and the \$270,712 surplus from this budget review be noted. 	
<u>CARRIED 6/0 by Absolute Majority</u>	Resolution 015/18

DISCLAIMER READING

Resolutions are not considered final until the minutes of the meeting are confirmed.

Members of the public should also note that they act at their own risk if they enact any resolution prior to receiving official written notification of Council's decision.

9.3. Chief Executive Officer

9.3.1. Council Forum Meetings

File:	ADM0258
Reporting Officer:	Colin Bastow, Chief Executive Officer
Author:	Katrina Boylan, Executive Assistant
Date of Report:	16 February 2018
Date of Meeting:	28 February 2018
Disclosure of Interest:	Nil

Purpose

The purpose of this report is for Council to consider cancelling the mid month Council Forum and holding the Council Forum prior to the monthly Ordinary Council Meeting.

Background

At present Council holds its Ordinary Council Meeting at 12.00pm on the 4th Wednesday of each month. In addition to the formal Council meeting, forum meetings were being held at 4.00pm on the second Wednesday of each month and also prior to the formal monthly Council meeting. At its meeting in November 2017 Council resolved to hold just 1 x mid-monthly forum and an agenda briefing session before each Ordinary Council Meeting for a trial period of 3 months.

Comment

Essentially Council can determine the day, time and frequency Council Meetings and Forums. Having 2 meeting dates a month does add to the administrative workload and some Councillors are required to travel a fair distance to attend meetings.

It has been proposed by some Councillors that the mid monthly forum be dropped and moved to the same day as the Ordinary Council Meeting. This will mean opening with the Council Forum, followed by the Agenda Briefing Session and then the Ordinary Council Meeting at the scheduled time of 12pm.

Consultation

Shire President and Councillors
Admin Staff

Statutory Environment

Local Government Act 1995 – Section 5.3 provides that a Council is to hold Ordinary Meetings and may hold special meetings.

Risk Assessment

Nil

DISCLAIMER READING

Resolutions are not considered final until the minutes of the meeting are confirmed.

Members of the public should also note that they act at their own risk if they enact any resolution prior to receiving official written notification of Council's decision.

Policy Implications

Nil

Financial Implications

Executive and Support Staff are required to attend Council and Forum Meetings, if meetings run over normal business hours some staff will be entitled to receive overtime payments or time-in-lieu credits.

Strategic Implications

Nil

Voting Requirements SIMPLE MAJORITY**Officer Recommendation****MOVED CR****SECONDED CR**

To cancel the mid-month forum for a trial period of 6 months and to hold the Council Forum prior to the monthly Ordinary Council Meeting.

CARRIED BY EN BLOC RESOLUTION 014/18

9.3.2. Board Membership Midwest Development Commission

File:	ADM0097
Reporting Officer:	Colin Bastow, Chief Executive Officer
Date of Report:	20 February 2018
Date of Meeting:	28 February 2018
Disclosure of Interest:	Nil

Purpose

The purpose of this report is for Council to consider nominating a member to run for the Midwest Development Commission Board.

Background

Nominations have been called for Midwest Development commission (MWDC) board membership – local government. Nominations close at 5.00 pm on 9 March 2018.

Attached to this report is the following information:

1. MWDC Board membership Call for Nominations Letter – Local Government 2018,
2. Board Nomination Local Government Vacancy Information, and
3. Board Nomination Local Government Nomination Form.

DISCLAIMER READING

Resolutions are not considered final until the minutes of the meeting are confirmed.

Members of the public should also note that they act at their own risk if they enact any resolution prior to receiving official written notification of Council's decision.

Comment

Regional Development Commissions

The objectives of the Regional Development Commissions (RDCs) are to:

- maximise job creation and improve career opportunities in the region;
- develop and broaden the economic base of the region;
- identify infrastructure services needed to promote economic and social development within the region;
- provide information and advice to promote business development within the region;
- seek to ensure that the general standard of government services and access to those services in the region is comparable to that which applies in the metropolitan area; and
- generally take steps to encourage, promote, facilitate and monitor the economic development in the region.

There are nine (9) Regional Development Commissions with 21 offices in Western Australia.

The MWDC board meets every two months with the next meeting to be held on the 23 February 2018 in Geraldton WA.

Further information can be obtained by visiting the MWDC's website at <http://www.mwdc.wa.gov.au/our-commission/our-board.aspx>

Consultation

Cr Jim Quadrio, Shire president
Regina Frewen, MWDC

Statutory Environment

Local Government Act 1995
Regional Development Commissions Act 1993

Risk Management Implications

Nil

Policy Implications

Nil

Financial Implications

The MWDC will cover travel and accommodation costs for its board members.

Strategic Implications

Nil

DISCLAIMER READING

Resolutions are not considered final until the minutes of the meeting are confirmed.

Members of the public should also note that they act at their own risk if they enact any resolution prior to receiving official written notification of Council's decision.

Voting Requirements SIMPLE MAJORITY
Officer Recommendation & Council Decision**Item 9.3.2.****MOVED CR HARRIS****SECONDED CR THOMAS**

That Cr Grundy be nominated for the Midwest Development Commissions board as a local government representative

CARRIED 6/0**Resolution 016/18****9.3.3. Wiluna Remote Community School – Write off Fees**

File:	ADM0111
Reporting Officer:	Colin Bastow, Chief Executive Officer
Date of Report:	19 February 2018
Date of Meeting:	18 February 2018
Disclosure of Interest:	Nil

Purpose

The purpose of this report is to seek Councils permission to waive a proportion of the out of hours fee incurred by the Wiluna Remote Community School for requiring the opening of the Wiluna Public Swimming Pool outside of its opening hours.

Background

The Shire was contacted on the 6 February 2018 by the Wiluna Remote Community School (WRCS) to book the Wiluna Public Swimming Pool (WPSP) for swimming lessons on Monday 12 February 2018 until the Friday 23 February 2018. The request also involved the Shire opening the WPSP outside of its advertised opening hours.

To encourage the use of the WPSP within its opening hours, Council had set a fee of \$110 per hour, when the Shire opened the pool outside of official hours of operations.

The WRCS request involved opening the pool outside of normal operating hours as follows:

Monday	2.5hrs
Tuesday	2.5hrs
Wednesday	5.5hrs (Pool is normally closed on this day)
Thursday	2.5hrs
Friday	2.5hrs

5.5hr per wee

DISCLAIMER READING

Resolutions are not considered final until the minutes of the meeting are confirmed.

Members of the public should also note that they act at their own risk if they enact any resolution prior to receiving official written notification of Council's decision.

The swimming lesson effectively means the Shire must close the WPSP to the public with little to no notice for the duration of the lessons.

Comment

A meeting was held with the Principal of the school with regards to the out of hours fee that would need to be paid if the School was to have the opening hours it wanted. During the meeting, the author was advised that the school could not afford the full \$3,410 fee. However, the school could afford \$110 per day.

The school was advised that it needed to give more notice about its intention to hire the WPSP for future swimming lessons as the Shire needs to advertise that the pool will be closed to the public during swimming lessons. Also, opening hours may be adjusted if enough notice was given which may avoid the need to open the WPSP outside of operating hours.

Consultation

Adriano Truscott, Principal Wiluna Remote Community School

Statutory Environment

Local Government Act 1995

6.12. Power to defer, grant discounts, waive or write off debts

- (1) *Subject to subsection (2) and any other written law, a local government may —*
- (a) *when adopting the annual budget, grant* a discount or other incentive for the early payment of any amount of money; or*
 - (b) *waive or grant concessions in relation to any amount of money; or*
 - (c) *write off any amount of money,*

which is owed to the local government.

** Absolute majority required.*

- (2) *Subsection (1)(a) and (b) do not apply to an amount of money owing in respect of rates and service charges.*
- (3) *The grant of a concession under subsection (1)(b) may be subject to any conditions determined by the local government.*
- (4) *Regulations may prescribe circumstances in which a local government is not to exercise a power under subsection (1) or regulate the exercise of that power.*

Risk Management Implications

Nil

Policy Implications

Nil

DISCLAIMER READING

Resolutions are not considered final until the minutes of the meeting are confirmed.

Members of the public should also note that they act at their own risk if they enact any resolution prior to receiving official written notification of Council's decision.

Financial Implications

As the Swimming lessons were for a two-week period the total number of hours that would incur the \$110 per hour fee, would be 31. Therefore, the WRCS would be liable for a \$3,410 fee.

If Council were to support the officer's recommendation, then the fee would be reduced to \$110 per day for 10 days, which would result in a \$1,100 fee. This would allow the WRCS to reduce the fee by \$2,310.

Strategic Implications

Go ahead Wiluna.

Voting Requirements SIMPLE MAJORITY

Officer Recommendation

MOVED CR**SECONDED CR**

That the outside of opening hours fees for the use of the Wiluna Public Swimming Pool be reduced to \$110 per day for the Wiluna Remote Community School's Swimming Lessons that were held on the 12 February 2018 to the 23 February 2018.

CARRIED BY EN BLOC RESOLUTION 014/18

9.3.4. Staff Corporate Uniform, Dress Code, & Hygiene at Work Policy

File:	ADM0180
Reporting Officer:	Colin Bastow, Chief Executive Officer
Date of Report:	19 February 2018
Date of Meeting:	28 February 2018
Disclosure of Interest:	Nil

Purpose

The purpose of this report is for Council to consider the introduction of a Corporate Uniform, Dress Code, & Hygiene at Work Policy (Uniform Policy).

Background

The Shire had a practice of paying \$500 for staff uniforms; this practice has since been discontinued until a Council indorsed policy has been introduced.

Comment

The Shire is seeking to continue the payment of a \$500 (Full-time) and \$300 (Part-time) uniform allowance to encourage staff to purchase the corporate uniform. Staff will only be entitled to a uniform allowance based on the actual amount spent up to the above maximum amount. Those staff who do not purchase the Shire's corporate uniform will not be entitled the allowance.

DISCLAIMER READING

Resolutions are not considered final until the minutes of the meeting are confirmed.

Members of the public should also note that they act at their own risk if they enact any resolution prior to receiving official written notification of Council's decision.

Attached is the proposed Uniform Policy which is based on a WALGA template policy. The intention of the policy is to cover the following areas:

- Corporate Uniform,
- Dress Code, and
- Hygiene at Work.

It is hoped that a new corporate uniform will be adopted by the Shire when the new Administration Building is opened.

The Shire has established a uniform working group that will make a recommendation to the author on the style, make, colour, logo and supplier of a suitable uniform.

Consultation

Warren Olsen, Deputy Chief Executive Officer
Shire staff.

Statutory Environment

Local Government Act 1995

Risk Management Implications

Nil

Policy Implications

The Shire needs to introduce a policy, so it can better manage issues relating to a corporate uniform.

Financial Implications

It is estimated that up to 14 full-time and 1 part-time staff member will be eligible if the proposed uniform policy is supported by Council. The annual cost is expected to be \$7,300.

Strategic Implications

Go ahead Wiluna.

DISCLAIMER READING

Resolutions are not considered final until the minutes of the meeting are confirmed.

Members of the public should also note that they act at their own risk if they enact any resolution prior to receiving official written notification of Council's decision.

Voting Requirements SIMPLE MAJORITY**Officer Recommendation****MOVED CR****SECONDED CR**

1. That the attached Corporate Uniform, Dress Code, & Hygiene at Work Policy be adopted.
2. That the following uniform allowance be offered to Shire employees when you purchase of a corporate uniform:
 - a. Full-time employees (up to \$500), and
 - b. Part-time employees (up to \$300).

CARRIED BY EN BLOC RESOLUTION 014/18

Cr Harris declared an interest and left the meeting at 1pm.

9.3.5. Request to Fund Attendance at GTNA Events

File:	ADM0285
Reporting Officer:	Colin Bastow, Chief Executive Officer
Date of Report:	20 February 2018
Date of Meeting:	28 February 2018
Disclosure of Interest:	Nil

Purpose

The purpose of this report is for Council to consider Cr Harris request for the Shire to fund his attendance at various Goldfields Tourist Network Association (GTNA) events.

Background

In October 2017, Council appointed Cr Grundy as its GTNA representative with Cr Harris being the proxy. Cr Harris has since been appointed as the Chairman of the GTNA board. While it is great to see a Wiluna Councillor being elected to the position of Chairman, this appointment was not endorsed by Council.

A request has been received from Cr Harris for the Shire to fund his attendance at the following meetings/events:

1. Photographic Trip Dundas Coolgardie;
2. GTNA Board Meeting Norseman;
3. Donnybrook Apple Festival;
4. Nullarbor Muster;
5. Leonora Golden Gift;
6. Darwin Caravan and Camping Show;
7. Proposed TAG Along Tour GTNA Members Wiluna, Mac, Well 6;
8. Coolgardie Cup;

DISCLAIMER READING

Resolutions are not considered final until the minutes of the meeting are confirmed.

Members of the public should also note that they act at their own risk if they enact any resolution prior to receiving official written notification of Council's decision.

9. Sydney Caravan and Camping Show;
10. Boulder Cup,
11. Hannans Handicap; and
12. Kalgoorlie Cup.

Any reasonable expenses incurred by Cr Harris that relate to his attendance at the Norseman GTNA meeting can already be reimbursed/paid by the Shire as he is the appointed GTNA proxy. The Shire allows the proxies to attend meetings as this allows them to understand better what is required of them when they represent the Shire at the meeting.

Cr Harris had also included in his correspondence for financial support, the Explore Goldfields Community Expo which has already happened this year and the Melbourne Caravan and Camping Show, which he has already stated he could not attend due to prior commitments. Therefore, they have been omitted from the above list.

Comment

The request from Cr Harris would involve the Shire funding his attendance at one meeting, nine trade shows as an exhibitor and two are for other activities. As Cr Harris is already the appointed proxy for the GTNA meetings, the Shire can already pay for his attendance at the board meetings. Therefore, Council would not need to resolve to pay for reasonable meeting-related expenses.

The request for funding towards the attendance at trade shows to promote Wiluna would not be considered an allowable function of an elected member as defined by S. 2.10 of the Local Government Act 1995. Also, the cost of attending the trade shows as an exhibitor, which are located all over Australia, is considered to be expensive and would set a dangerous precedence, that may lead to a similar request from other Councillors in the future.

It unclear why the Shire would need to have a representative at the photographic trip to the Shire's of Dundas and Coolgardie as it would be logical for their own representative be involved in this particular activity.

The effectiveness of the Shire participation at trade shows of this nature, at this time, is questionable as there needs to set aside funding to update its promotional material. Attracting a large number of tourists to Wiluna as a destination will likely lead them to be dissatisfied due to limited local accommodation option.

The Council does need to be mindful of public perception including that from the Department of Local Government, Sport and Cultural Industries if it was to fund Councillors attendance to trade shows as an exhibitor.

Due to the Shire's limited funding available the expense relating to Cr Harris being the Chairman of the GTNA should either be paid by the GTNA from the Shire's

DISCLAIMER READING

Resolutions are not considered final until the minutes of the meeting are confirmed.

Members of the public should also note that they act at their own risk if they enact any resolution prior to receiving official written notification of Council's decision.

annual subscription or that all seven-member local governments of the GTNA, equally contribute to those costs. However, the GTNA should not fund activities that are not consistent with elected members roles and responsibilities. The Shire currently get very little benefit from its annual membership subscription to the GTNA and it would be hard to justify expending any additional funding towards the activities of the GTNA.

Although Cr Harris's commitment to supporting tourism in Wiluna and the Goldfields region is commendable, his attendance at various trade shows as an exhibitor with the GTNA, cannot be supported by the author for the reasons stated above.

Consultation

Cr Jim Quardio, Shire President
Warren Olsen, Deputy Chief Executive Officer
Cr Graham Harris, Councillor

Statutory Environment

Local Government Act 1995

2.10. Role of councillors

A councillor —

- (a) represents the interests of electors, ratepayers and residents of the district; and*
- (b) provides leadership and guidance to the community in the district; and*
- (c) facilitates communication between the community and the council; and*
- (d) participates in the local government's decision-making processes at council and committee meetings; and*
- (e) performs such other functions as are given to a councillor by this Act or any other written law.*

5.41. Functions of CEO

The CEO's functions are to —

- (a) advise the council in relation to the functions of a local government under this Act and other written laws; and*
- (b) ensure that advice and information is available to the council so that informed decisions can be made; and*
- (c) cause council decisions to be implemented; and*
- (d) manage the day to day operations of the local government; and*
- (e) liaise with the mayor or president on the local government's affairs and the performance of the local government's functions; and*
- (f) speak on behalf of the local government if the mayor or president agrees; and*

DISCLAIMER READING

Resolutions are not considered final until the minutes of the meeting are confirmed.

Members of the public should also note that they act at their own risk if they enact any resolution prior to receiving official written notification of Council's decision.

- (g) *be responsible for the employment, management supervision, direction and dismissal of other employees (subject to section 5.37(2) in relation to senior employees); and*
- (h) *ensure that records and documents of the local government are properly kept for the purposes of this Act and any other written law; and*
- (i) *perform any other function specified or delegated by the local government or imposed under this Act or any other written law as a function to be performed by the CEO.*

Risk Management Implications

Nil

Policy Implications

Council Policy 1.25 Elected Members: Representation/delegation & Professional Development.

The above policy covers elected members attendance to meeting and professional development. It does not cover an elected member attending activities and events as a helper as there is no professional development opportunities.

Financial Implications

Attendance at the above meeting and events is estimated to exceed \$10,000 p.a which has not been budgeted. The bulk of this cost relates to interstate travel.

The Shire pays an annual membership fee of \$25,000 (Ex GST) to the GTNA.

Strategic Implications

Go Ahead Wiluna

DISCLAIMER READING

Resolutions are not considered final until the minutes of the meeting are confirmed.

Members of the public should also note that they act at their own risk if they enact any resolution prior to receiving official written notification of Council's decision.

Voting Requirements SIMPLE MAJORITY**Officer Recommendation & Council Decision****Item 9.3.5.****MOVED CR THOMAS****SECONDED CR LONG**

That Cr Harris's request for the Shire to fund his attendance at the following trade shows with the Goldfields Tourist Network Association (GTNA):

1. Photographic Trip Dundas Coolgardie;
 2. Donnybrook Apple Festival;
 3. Nullarbor Muster;
 4. Leonora Golden Gift;
 5. Darwin Caravan and Camping Show;
 6. Proposed TAG Along Tour GTNA Members Wiluna, Mac, Well 6;
 7. Coolgardie Cup;
 8. Sydney Caravan and Camping Show;
 9. Boulder Cup,
 10. Hannans Handicap; and
 11. Kalgoorlie Cup.
- not be supported.

CARRIED 5/0**Resolution 017/18**

Cr Harris returned to the meeting at 1.08pm

DISCLAIMER READING

Resolutions are not considered final until the minutes of the meeting are confirmed.

Members of the public should also note that they act at their own risk if they enact any resolution prior to receiving official written notification of Council's decision.

9.4. Committee Reports**9.4.1. – Audit Committee report of 14 February 2018**

(Attached as Appendix 9.4.1.)

Voting Requirements ABSOLUTE MAJORITY**Officers Recommendation & Council Decision****Item 9.4.1.****MOVED CR THOMAS****SECONDED CR HARRIS****That:**

1. The minutes of the Audit Committee Meeting held on 14 February 2018 (including the Regulation 17 Review of Risk Management, Internal Control and Compliance Report and the 2017 Compliance Audit Return) be received and noted.
2. In accordance with the recommendations of the Audit Committee:
 - a) it be noted that Councillors have no direct knowledge of most of the issues with which the Compliance Audit Return is concerned, and therefore rely on the knowledge and advice of the Chief Executive Officer and senior managers.
 - b) with this qualification, the 2017 Compliance Audit Return be adopted.

CARRIED 6/0 by Absolute Majority**Resolution 018/18****10. Elected Members Motion of Which Previous Notice Has Been Given**

Nil

DISCLAIMER READING

Resolutions are not considered final until the minutes of the meeting are confirmed.

Members of the public should also note that they act at their own risk if they enact any resolution prior to receiving official written notification of Council's decision.

11. Urgent Business Approved by the Person Presiding or by Decision of Council

accepted as a true record of the meeting.

Council Decision**MOVED CR****SECONDED CR**

That the following late items be accepted by the meeting for consideration in order to adopt: -

Item 11.1. New Administration Building – Variation on Renovation Works RFT 2018/08 Club Hotel Refurbishment

Item 11.2. Request for Donation – Shooting Stars Program

Item 11.3. Ranger Authorisation

CARRIED BY EN BLOC RESOLUTION 014/18

11.1. New Administration Building – Variation on Renovation Works RFT2017/08 Club Hotel Refurbishment

File:	ADM0446
Reporting Officer:	Colin Bastow, Chief Executive Officer
Date of Report:	20 February 2018
Date of Meeting:	28 February 2018
Disclosure of Interest:	Nil

Purpose

The purpose of this report is for Council to consider approving variations to Tender RFT 2017/08 (renovations to the former Club Hotel building).

Background

The Shire had purchased the former Club Hotel building to convert into its new Administration Centre, although this purchase also had additional benefits, such as:

- Preserving the significant local building from further neglect;
- Locate Administration Centre on the main street;
- Purchase of the Wiluna Caravan Park;
- Remove anti-social behaviour from the main street; and
- Allows for the creation of a Function Centre in Wiluna.

Council was aware at the time of awarding Tender RFT2017/08 Club Hotel Refurbishment that not all required works could be identified at the time the tender document was prepared as there were access issues to many parts of the building and these issues had not been resolved until the building had been dismantled.

DISCLAIMER READING

Resolutions are not considered final until the minutes of the meeting are confirmed.

Members of the public should also note that they act at their own risk if they enact any resolution prior to receiving official written notification of Council's decision.

At the time of awarding the Tender, the Shire's CEO had been delegated the authority to approve tender variations up to the value of 10% of the original tender value.

Comment

There is some urgency with the approval of variations as delays may lead to delays in the project.

Below is a list of past and future project variations:

Approved Variation	Value (Ex GST)
	\$
Replace upper floor male toilet floor	5,414
Timber floor repair ground & upper floor	8,207
Remove of friable asbestos pipe lagging	15,960
Replace main front veranda flooring and jarrah decking	52,163
Replace rear veranda with Jarrah decking	19,864
Fit additional hangers & ceiling joist where internal wall removed in Function Room	1,916
Door and window repairs	32,817
Veranda rafter repairs & roof batten replacement	4,030
Grease Trap removal & replacement	9,464
Ground floor levelling topping to existing concrete floors	15,699
Upper floor nail punching to all timber floors	10,908
Front veranda beam replacement	12,377
Front veranda post replacement	2,328
Additional 9 card readers	20,074
Replace spandrel beam, supply & install 4 additional roof trusses	1,578
Rear veranda rafter & roof batten replacement & balcony bearer replacement	2,311
Replace sewer pump	1,382
Additional lift shelf fixing plates	2,934
Additional electrical, comm, data & security work	18,767
Comms room thermostat alarm and upper floor store PIR sensor	857
Key override hardware required for additional card reader access doors	466
Additional earthworks required under floor slabs	5,454
Additional electrical/comms floor boxes	6,257
Replace front balcony joists	16,255
Replace rear balcony floor joists	4,267
Sound proof glass & door seal CEO Office	1,683

DISCLAIMER READING

Resolutions are not considered final until the minutes of the meeting are confirmed.

Members of the public should also note that they act at their own risk if they enact any resolution prior to receiving official written notification of Council's decision.

Kitchen roof framing repairs, new strutting beams & struts	2,313
Delete gutter & downpipes	(4,659)
Fire proofing Comms Room	6,537
Generator changeover switch to SMSB	6,175
Operable wall to Council Chambers	15,625
SUB TOTAL	299,422
Awaiting Approval for Variations	
Additional AC/mech cost - Comms Room & Council Chamber changes & Kit exh hood	8,455
Remove and replace wall plaster (entire building)	104,931
SUB TOTAL	113,386
GRAND TOTAL	412,808

Although the CEO is still able to approve \$8,818 of minor variations under delegated authority, Council will be required to approve Tender variations from now on. Therefore, the Shire may need to call a number of Special Council Meetings, so Council can consider approving any further variations. It is not anticipated that there will be any significant number of Tender variations.

Consultation

Angela Hoy, Executive Manager Technical Services
Warren Olsen, Deputy Chief Executive Officer
GBSC

Statutory Environment

Local Government Act 1995

Risk Management Implications

The risk is if the crumbling plaster work is not removed from the building and it continues to fall off the walls. This issue may not only look unattractive but also may cause damage to furniture and equipment.

Policy Implications

Nil

Financial Implications

Council had included in the 2017/18 adopted budget, \$5m towards the renovations of a new Administration Centre (former Club Hotel building).

DISCLAIMER READING

Resolutions are not considered final until the minutes of the meeting are confirmed.

Members of the public should also note that they act at their own risk if they enact any resolution prior to receiving official written notification of Council's decision.

The original tender price was	\$3,082,404
Add: Approved Variations	\$299,422
 Add: Council Approved Variations	 \$113,386

Amended Project Cost	\$3,495,212
	=====

The Shire had requested Council to reallocate \$200,000 from the adopted budget towards furniture fit out and connecting the sub officers to the main computer network.

Additional work will need to be included in the Shire's 2018/19 budget for carpark and landscaping works which estimated to be \$250,000.

Strategic Implications

Go Ahead Wiluna.

Voting Requirements SIMPLE MAJORITY

Officer Recommendation

MOVED CR

SECONDED CR

Approve the following RFT2017/08 Variations

1. Additional Air Conditioner (AC) to communication room and change and kit exhaust hood in council chambers to the value of \$8,455 (Ex GST), and
2. Approve the removal and replacement of plaster works throughout the building to the value of \$104,931 (Ex GST).
3. Endorse the \$299,422 of CEO delegated variations.

CARRIED BY EN BLOC RESOLUTION 014/18

DISCLAIMER READING

Resolutions are not considered final until the minutes of the meeting are confirmed.

Members of the public should also note that they act at their own risk if they enact any resolution prior to receiving official written notification of Council's decision.

11.2. Request for Donation – Shooting Stars Program

File: ADM0108
Reporting Officer: Colin Bastow, Chief Executive Officer
Date of Report: 28 February 2018
Date of Meeting: 28 February 2018
Disclosure of Interest: Nil

Purpose

The purpose of this report is for Council to consider a donation towards the Shooting Stars Programme.

Background

The Shire received the following email from Cameco:

Hi Colin and Jim, I hope you are both well. At the last few Council meetings we have attended, I have mentioned our desire to look for community funding opportunities where we can perhaps work with the Shire to fund programs that individually we may not be able to fund.

Cameco has recently been approached by Netball WA and Glass Jar Australia to participate in sponsorship of their Shooting Stars program which is currently operating part time in Wiluna.

The program uses netball as a way of encouraging greater engagement and attendance at school of young aboriginal girls in regional and remote locations. The program has a record of improving school attendance rates and individual health and wellbeing and encourages success in the girls.

Apparently the program is operating at a part time level at the Wiluna school and Cameco has been approached to participate in the program. The program needs a further \$40,000 to fund a full time presence in Wiluna, but as Cameco doesn't have that much to contribute, I was wondering whether the Shire had any interest in the program. We are able to contribute up to a maximum of \$20,000 and we may proceed at this level even if the Shire decides it can't participate.

Could you let me know whether you have an interest in the program. I would also be interested if you had any feedback relating to the success or otherwise of the program.

I am, as always, interested in working together, so please let me know if you have something else you might like us to consider.

Comment

The above request for financial support is unusual in a number of ways. It is normal for the Shire to receive a request for a donation from the organisation who is operating the program, and not from another donor. This does cause some problems

DISCLAIMER READING

Resolutions are not considered final until the minutes of the meeting are confirmed.

Members of the public should also note that they act at their own risk if they enact any resolution prior to receiving official written notification of Council's decision.

as who would be held accountable to ensure the funding is spent appropriately. Has the funding oversubscribed, because other donors have been sourced by the organising organisation?

The Shire already supports sporting activities in Wiluna by providing infrastructures such as the netball courts and a casual recreation officer that runs sporting programs. The Shire is also in the process of recruiting a Recreation and Leisure Coordinator that will increase the Shire involvement in sporting and recreational activities in Wiluna.

It is the authors understanding that this program also involves local children travelling around the State as a reward for good attendance at school. Although this program has several positive benefits to local children, the Shire does not currently provide direct financial support to other worthy programs such as the Murlpirrmarra Connection football match.

The Shire's role is to ensure the development and maintenance of sporting facilities that everyone has an opportunity to participate in.

There are also a number of other programs currently in operation in Wiluna designed to increase participation at school. Will the Shire also be asked to fund these activities?

Although this program is a worthy project, the author recommends against providing direct financial support for the reasons stated above.

Consultation

Simon Williamson, Cameco

Statutory Environment

Local Government Act 1995

Risk Management Implications

The request from Cameco exceeds the balance of the community financial assistance program account.

That the Shire sets a precedent of allowing third parties to request donations for project/programs they are not responsible for. This will make it difficult for Council to set conditions on its use, as the party requesting the funding is not expending the funds.

The Shire may receive similar requests for financial support from other organisations.

Policy Implications

Nil

DISCLAIMER READING

Resolutions are not considered final until the minutes of the meeting are confirmed.

Members of the public should also note that they act at their own risk if they enact any resolution prior to receiving official written notification of Council's decision.

Financial Implications

The Shire had included in the 2016/17 Budget \$20,000 for community financial assistance program (donations). The Shire has expended \$7,775 from the community financial assistance program account. Therefore if this request for financial support were successful, the Shire would over expend its budget by \$7,775 and there would be no funds available for any other requests.

Strategic Implications

Nil

Voting Requirements SIMPLE MAJORITY

Officer Recommendation & Council Decision		Item 11.2.
MOVED CR WARD		SECONDED CR LONG
Although Council recognises this is a worthy program, due to financial constraints, the Shire is not in a position to financially support the Shooting Stars Program.		
<u>CARRIED 6/0</u>		Resolution 019/18

11.3. Ranger Authorisation	
File:	ADM0470
Reporting Officer:	Angela Hoy, Executive Manager Technical Services
Date of Report:	1/2/18
Date of Meeting:	28/2/18
Disclosure of Interest:	Nil

Purpose

The purpose of this report is to request the Council to appoint WA Contractor Ranger Services Limited as the overseer of Ranger Services for the Shire of Wiluna and to endorse them as the Authorised Person/s under the various Acts, as well as appoint the town crew to support WA Contractor Ranger Services with minor duties relating to Ranger activities.

Background

The Council is required to authorise and gazette the ranger to be an Authorised Person to administer the following acts:

- *Dog Act 1976 & Regulations*
- *Control of Vehicles (Off-Road Areas) Act 1978 & Regulations*
- *Litter Act 1976 & Regulations*
- *Shire of Wiluna Local Laws*

DISCLAIMER READING

Resolutions are not considered final until the minutes of the meeting are confirmed.

Members of the public should also note that they act at their own risk if they enact any resolution prior to receiving official written notification of Council's decision.

- *Cat Act 2011*
- *Local Government (Miscellaneous Provisions) Act 1960 – section 449 – Ranger & Pound Keeper*
- *Bush Fires Act 1954 – section 38 – Fire Control Officer, section 59(2) (a) – Issue of Infringement Notices*
- *Cemeteries Act 1986 – section 64(1) – Authorised Persons*
- *Caravan Parks and Camping Grounds Act 1995, Pt 3, section 17*
- *Emergency Management Act 2005*

Comment

The Shire had recently employed Mr Pita Domoni as the casual Ranger for the Shire of Wiluna. After reviewing the arrangement of the Shire employing its own Ranger we advise that it has not been as effective in delivering the required level of Ranger Services as initially hoped. Pita has been offered casual employment with the town crew, and has accepted.

Subsequently the Shire has engaged WA Contract Ranger Services to carry out Ranger Services on behalf of the Shire, on a one week per monthly trial basis. The Shire also intends to train the Town Crew in minor ranger duties, to carry out duties as required to support the WA Contract Ranger Services.

Consultation

CEO

Statutory Environment

Dog Act 1976 & Regulations

Control of Vehicles (Off-Road Areas) Act 1978 & Regulations

Litter Act 1976 & Regulations

Shire of Wiluna Local Laws

Cat Act 2011

Local Government (Miscellaneous Provisions) Act 1960 – section 449 – Ranger & Pound Keeper

Bush Fires Act 1954 – section 38 – Fire Control Officer, section 59(2) (a) – Issue of Infringement Notices

Cemeteries Act 1986 – section 64(1) – Authorised Persons

Caravan Parks and Camping Grounds Act 1995, Pt 3, section 17

Emergency Management Act 2005

Risk Assessment

Nil

Policy Implications

Nil

DISCLAIMER READING

Resolutions are not considered final until the minutes of the meeting are confirmed.

Members of the public should also note that they act at their own risk if they enact any resolution prior to receiving official written notification of Council's decision.

Financial Implications

Initial cost of \$ 8950 + GST for a two week meet, greet, and explain Ranger Services, and Acts related to the Ranger Services, including but not limited to dog ownership.

\$5190 + GST for 1 x week a month service on site includes Ranger and vehicle supplied by WA Contractor Ranger Services

Relocation of Dogs for re-homing is a free service, dogs will be transported from Wiluna to the Wheatbelt at no cost to the Shire

Strategic Implications

- A Green Wiluna –Safe streets and places
- A Healthy, Safe and Fun Wiluna –Housing and living standards that meet community expectations
- A healthy environment managed in accordance with best practice standards and regulatory controls.

Voting Requirements SIMPLE MAJORITY

Officer Recommendation

MOVED CR

SECONDED CR

That WA Contract Ranger Services be hereby appointed as the authorised contractor to enforce the following legislation on behalf of the Shire:

- **Dog Act 1976 & Regulations**
- **Control of Vehicles (Off-Road Areas) Act 1978 & Regulations**
- **Litter Act 1976 & Regulations**
- **Shire of Wiluna Local Laws**
- **Cat Act 2011**
- **Local Government (Miscellaneous Provisions) Act 1960 – section 449 – Ranger & Pound Keeper**
- **Bush Fires Act 1954 – section 38 – Fire Control Officer, section 59(2) (a) – Issue of Infringement Notices**
- **Cemeteries Act 1986 – section 64(1) – Authorised Persons**
- **Caravan Parks and Camping Grounds Act 1995, Pt 3, section17**
- **Emergency Management Act 2005**

CARRIED BY EN BLOC RESOLUTION 014/18

12. Matters Behind Closed Doors

To be handed out at the Meeting.

DISCLAIMER READING

Resolutions are not considered final until the minutes of the meeting are confirmed.

Members of the public should also note that they act at their own risk if they enact any resolution prior to receiving official written notification of Council's decision.

Officer Recommendation**MOVED CR****SECONDED CR**

Procedural recommendation that the meeting is closed to the public, pursuant to S5.23 (2) subparagraphs (e) (iii) to consider Confidential Item 12.1; 12.2; 12.3; 12.4 and 12. which contains information about the business, professional, commercial or financial affairs of a person.

As there were no members of the public present the meeting was not closed.

12.1. RFT 2017-07 - Supervision Services for Flood Damage Repairs**Officer Recommendation****MOVED CR****SECONDED CR**

For Council to:

1. Note the Tender Evaluation Report RFT 2017-07 Completed by WML which was used as the basis for the Officers Recommendations.
2. Accept Tender RFT 2017-07 Supervision Services for Flood Damage Repairs to Talis for the amount of \$ \$660,860.00 + GST for a 12-month period.
3. Authorise the CEO to prepare and enter into a suitable contract with Talis for the provision of supervision services for flood damage.
4. Authorise the CEO delegated authority to approve a minor variation to a tender, up to and including 10% or \$10,000, whichever is the greatest value.

CARRIED BY EN BLOC RESOLUTION 014/18

DISCLAIMER READING

Resolutions are not considered final until the minutes of the meeting are confirmed.

Members of the public should also note that they act at their own risk if they enact any resolution prior to receiving official written notification of Council's decision.

Cr Thomas and Cr Ward declared an interest in Items 12.2 and 12.3 and left the meeting at 1.15pm

12.2. RFT 2017-12 – Provision of Maintenance Grading Services

Officer Recommendation & Council Decision**Item 12.2.****MOVED CR HARRIS****SECONDED CR GRUNDY**

1. Note the Tender Evaluation completed by Greenfields which was used as the basis for the Officers Recommendations.
2. Accept the Tender RFT 2017-12 Maintenance Grading Services submitted by Goodwork Holdings for the maximum amount of \$887,000 + GST per year.
3. Authorise the CEO to enter into a suitable maintenance grading contract with Goodwork Holdings for the period of three years commencing 19 March 2018.
4. Allow the CEO delegated authority to approve a minor variation to a tender, up to and including 10% or \$10,000, whichever is the greatest value.

CARRIED 4/0**Resolution 020/20**

12.3. RFT 2017-13 – Wiluna Rural Road Construction

Officer Recommendation & Council Decision**Item 12.3.****MOVED CR GRUNDY****SECONDED CR HARRIS**

1. Note the Tender Evaluation completed by Greenfields which was used as the basis for the Officers Recommendations.
2. Approve the proposed reduction in SLK's on Wongawol Rd, and Wiluna North Road.
3. Accept Tender RFT 2017-13 Wiluna Rural Road Construction from Dean Contracting.
4. Instruct the CEO to begin post Tender negotiations with Dean Contracting with regards to the reduced SLK's to obtain the best value for money, within the financial parameters of the 17/18 budgeted.

CARRIED 4/0**Resolution 021/18**

Cr Thomas and Cr Ward returned to the meeting at 1.20pm

DISCLAIMER READING

Resolutions are not considered final until the minutes of the meeting are confirmed.

Members of the public should also note that they act at their own risk if they enact any resolution prior to receiving official written notification of Council's decision.

12.4. RFT 2017-14 – Complete Sealing Service

<i>Officer Recommendation</i>

MOVED CR**SECONDED CR**

1. Note the Tender Evaluation completed by Greenfields which was used as the basis for the Officers Recommendations.
2. Accept Tender RFT 2017-14 Complete Sealing Services submitted by Bitutek.
3. Authorise the CEO to negotiation a suitable contract with Bitutek with regards to the reduced SLK's to obtain the best value for money, within the financial parameters of the amended 17/18 budgeted.

CARRIED BY EN BLOC RESOLUTION 014/18

12.5. Disposal of Shire Machinery & Goods

Crs Thomas, Harris and Ward declared an interest in Item 12.5. which left the meeting without a quorum. Therefore Item 12.5. was deferred.

13. Closure

There being no further business the Chairperson closed the meeting at 1.25pm

These minutes were confirmed at the Ordinary Meeting of Council on the 28 March 2018
--

Signed _____ (Presiding Person at the meeting of which the minutes were confirmed.)
--

Date: _____

DISCLAIMER READING

Resolutions are not considered final until the minutes of the meeting are confirmed.

Members of the public should also note that they act at their own risk if they enact any resolution prior to receiving official written notification of Council's decision.

Shire of Wiluna – Auction Items

SHED 1 – Unit 7/30 Scotia St

1. Round 10 Seater Tables w' Storage Rack on Wheels



2. White Outdoor Plastic Arm Chairs



3. Green & White Outdoor Plastic Chairs



4. Office Arm Chairs Black w' Grey Cushion



5. Sandy Vinyl Arm Chairs w' Black Metal Frame



6. Light Green Vinyl Chairs w' Black Metal Frame



7. Two Seater Brown Suede Couch



SHED 2 – Unit 1/30 Scotia St

8. Wooden Dresser w' Mirror



9. 3pc Floral Lounge Set



10. White Mini Bar Fridge



11. Silver Up Right Fan



12. 3pc Recliner Suede Lounge Set



13. Ply Wood White 2 Door Wardrobe





14. Wooden Wardrobe w' 2 Doors & 4 x Drawers

15. Wooden Brown Tallboy w' 4 x Drawers



16. Tall Beige Book Shelf





17. Wooden
Bedside Dresser



18. Small
Wooden Table w'
Black Metal Frame

19. Large Wooden Rectangle Tables w' Black Metal Frame



19.1 Large Wooden Rectangle Tables w' Black Metal Frame



Shed 3 – Unit 6/30 Scotia St

20. Light Shade (Bird's Nest Design)



21. Light Cover – 1 x Box



22. Assorted Chairs



23. Single Metal Bed Frame



24. 2pc Purple Suede Arm Chairs



25. 3 Seater Purple Suede Couch




26. Assorted Linen Bags and Boxes




27. Large Rectangle Tables



28. White Wooden Wardrobe



29. Wooden Single Bed Frame



30. Electric Heaters

31. Boxes of Assorted Kitchen Equipment



32. Small Wooden Rectangle Table w' Black Metal Frame



33. Large Office Desk



SHED 4 – 67/69 Scotia St

34. Aluminium Framed Glass Windows




35. Wooden Cushioned Chairs



36. White Aluminium Framed Security Screens



37. Tall Wooden Cupboard



38. White Wooden Doors

39. Ceiling Fans



40. Green Metal Whirly Birds



41. Assorted Fluro Lights & Fittings



42. Assorted GPO Fittings



43. Wooden Window Blinds



44. Studio Ceiling Lights

45. Small Aluminium Framed Glass Windows



46. Timber Framed Glass Windows

SHED 5 – 13 Woodley St

47. Two Seater Blue Couch -

48. White Upright Gas Stove/Oven



49. Two Seater Brown Suede Couch



50. Wooden Single Bed & Mattress w' Black Metal Frame



51. Wooden Dining Table & Chairs w' Black Metal Frame



52. Wooden Coffee Table w' 2 Drawers



53. Ply Wood Beige Coffee Table



54. Wooden Dark Brown Study Desk



55. Black Office Swivel Chair



56. Analog Large TV Grey



57. Grey Large Dining Table w' 4 Chairs




58. Ply Wood 3 Door Wardrobe w' 2 Drawers



59. Ply wood Dark Brown Dresser w' Mirror

60. No Photos

61. Ply Wood Dark Brown 2 Door Wardrobe



62. Ply
Wood Dark
Brown Double
Bed Head

63. Ply Wood Dark Brown Queen Bed Head



64. Ply Wood Dark Brown Tall Boy w' 5 Drawers

65. Golf Club Bags
w' Golf Clubs



66. Wooden Small
TV Unit w' 1 Drawer

67. Ply Wood Grey Corner TV Cabinet



HOUSE - 13 Woodley St

68. Small Square Top Table




69. White
Kelvinator Bar
Fridge




70. Black Silverstorm Fan (St
and UP)

71. Ply Wood Dark Brown Bedside Drawers

72. Large Ironing Board



73. Red Office Swivel Chair

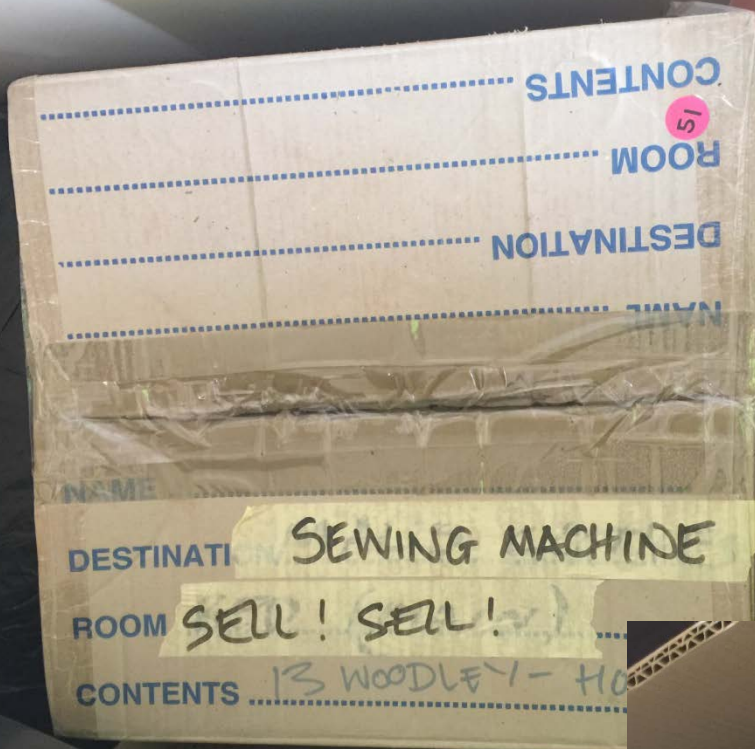


74.Box of Curtain Rods Brackets



75. Box of Sewing Machine

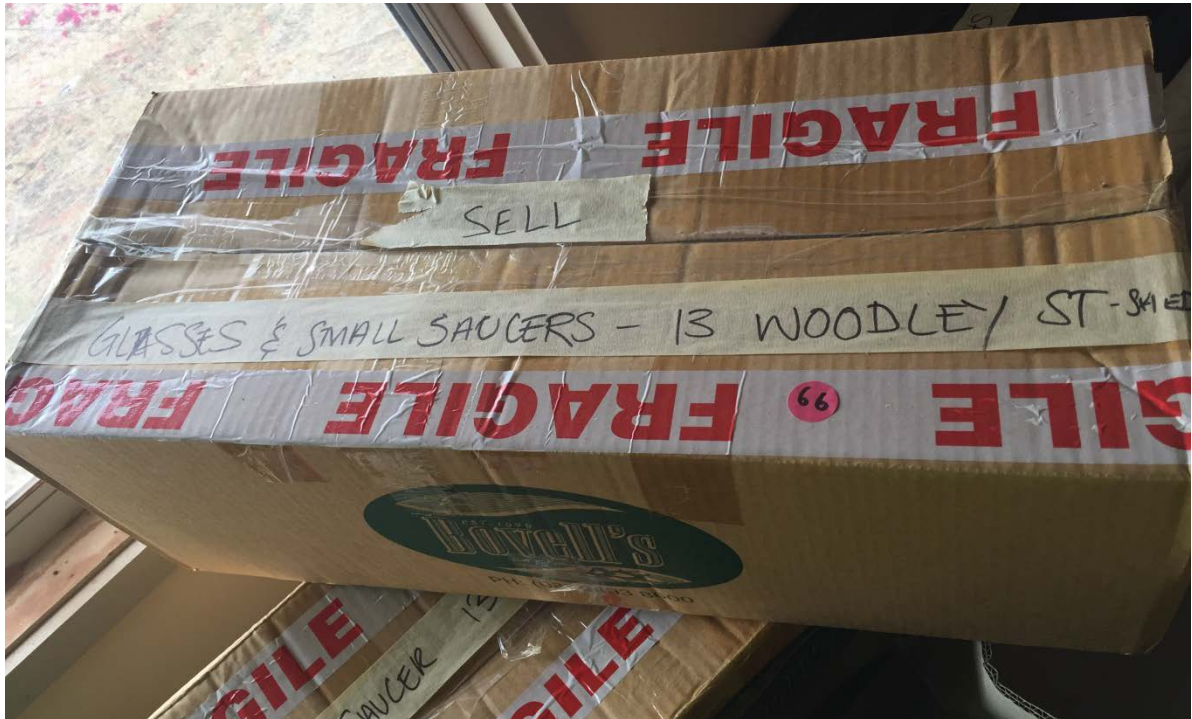
76. No Photo



77. Kenwood Home Theatre Surround System



78. Boxes of Assorted Kitchenware



79. Boxes of Sleeping Bags

80. Box of Plain Coloured T-Shirt –
No Photo



81. Box of Brown Blankets, Picnic Chairs & Tarps

- 82. Box of Assorted Linens
- 83.Box of Assorted Towels



84. Brown Wooden Chairs



85. Ply Wood Grey Drawers



86. White Altise Fan (Stand Up)



87. Brown Suede Arm Chairs



88. Small Timber Dining Table w' 4 x Chairs





SHIRE OF WILUNA

MONTHLY FINANCIAL REPORT

For the Period Ended 31 January 2018

LOCAL GOVERNMENT ACT 1995

LOCAL GOVERNMENT (FINANCIAL MANAGEMENT) REGULATIONS 1996

TABLE OF CONTENTS

Compilation Report	1
Monthly Summary Information	2
Statement of Financial Activity by Program	5
Statement of Financial Activity By Nature or Type	6
Statement of Financial Position	7
Statement of Capital Acquisitions and Capital Funding	8
Statement of Budget Amendments	9
Note 1 Significant Accounting Policies	10
Note 2 Explanation of Material Variances	16
Note 3 Net Current Funding Position	17
Note 4 Cash and Investments	18
Note 5 Budget Amendments	19
Note 6 Receivables	20
Note 7 Cash Backed Reserves	21
Note 8 Capital Disposals	22
Note 9 Rating Information	23
Note 10 Information on Borrowings	24
Note 11 Grants and Contributions	25
Note 12 Trust	26
Note 13 Details of Capital Acquisitions	27

SHIRE OF WILUNA

Compilation Report

For the Period Ended 31 January 2018

Report Purpose

This report is prepared to meet the requirements of *Local Government (Financial Management) Regulations 1996*, Regulation 34 .

Overview

Summary reports and graphical progressive graphs are provided on page 2,3, and 4.
No matters of significance are noted.

Statement of Financial Activity by reporting program

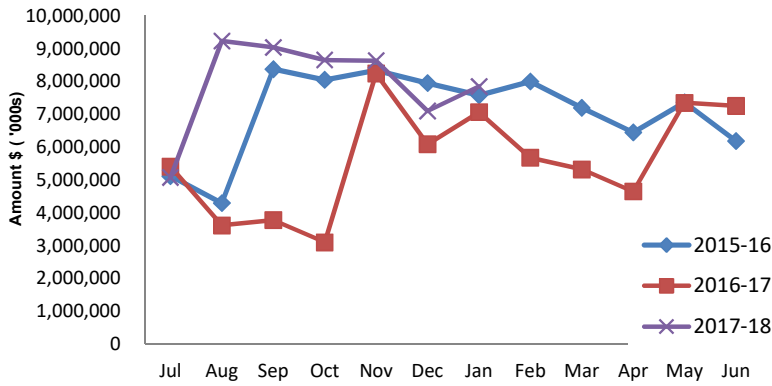
Is presented on page 5 and shows a surplus as at 31 January 2018 of \$7,787,419.

Note: The Statements and accompanying notes are prepared based on all transactions recorded at the time of preparation and may vary.

SHIRE OF WILUNA

Monthly Summary Information
For the Period Ended 31 January 2018

Liquidity Over the Year (Refer Note 3)



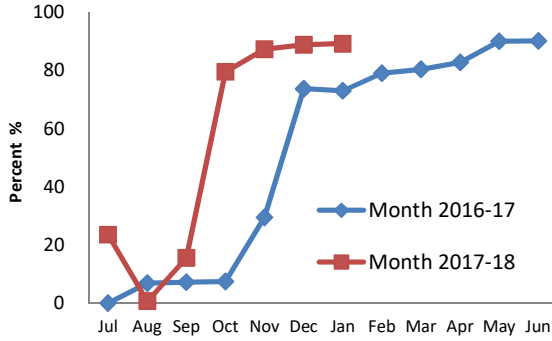
**Cash and Cash Equivalents
as at period end**

Unrestricted	\$ 7,473,076
Restricted	\$ 5,401,630
	<u>\$ 12,874,706</u>

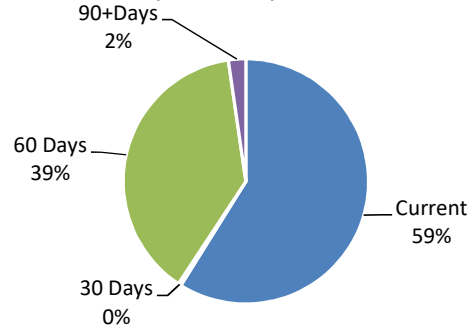
Receivables

Rates	\$ 470,218
Other	\$ 74,284
	<u>\$ 544,502</u>

Rates Receivable (Refer Note 6)

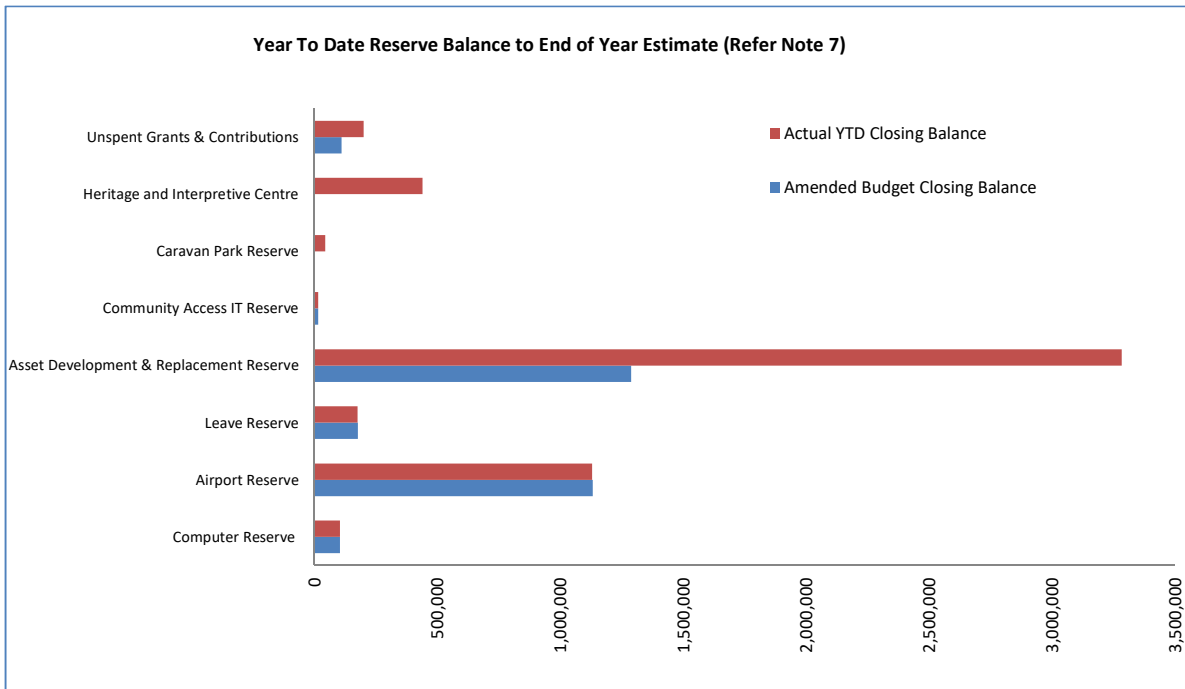
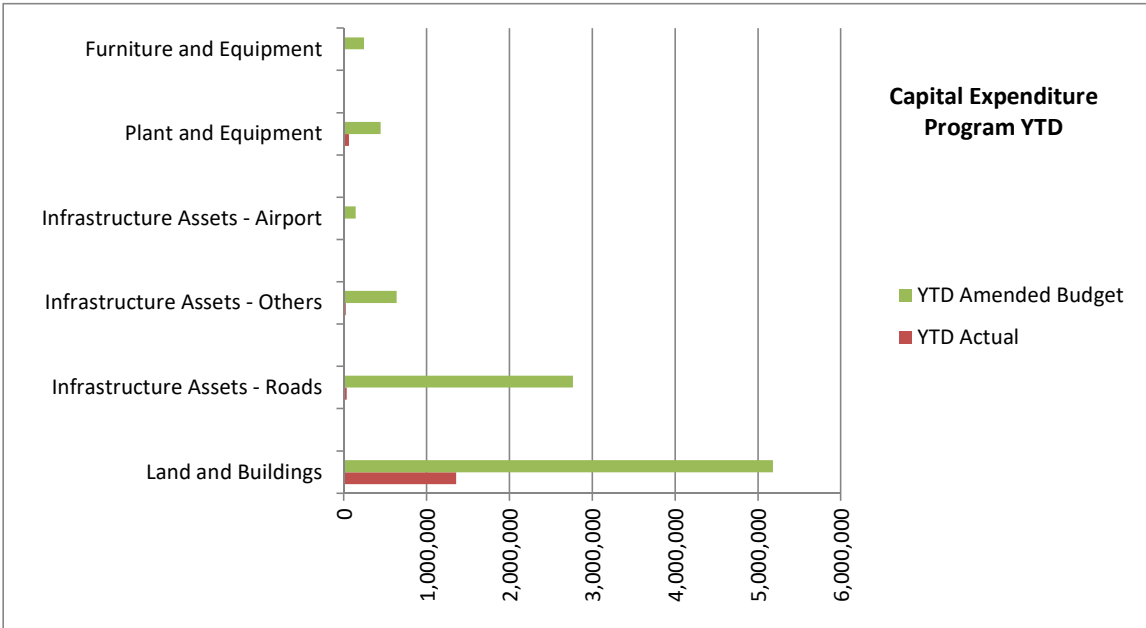


**Accounts Receivable Ageing (non-rates)
(Refer Note 6)**



This information is to be read in conjunction with the accompanying Financial Statements and notes.

SHIRE OF WILUNA
 Monthly Summary Information
 For the Period Ended 31 January 2018



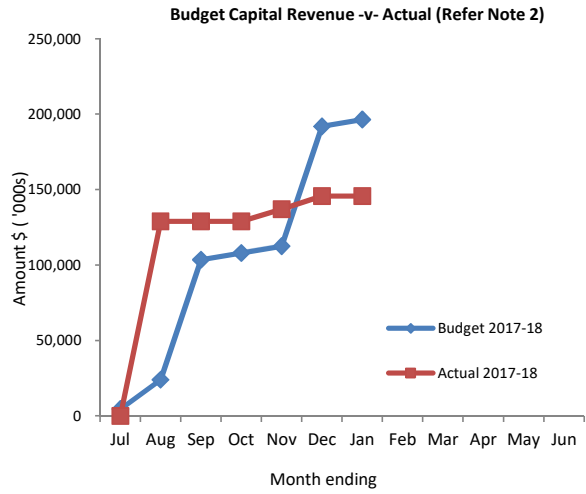
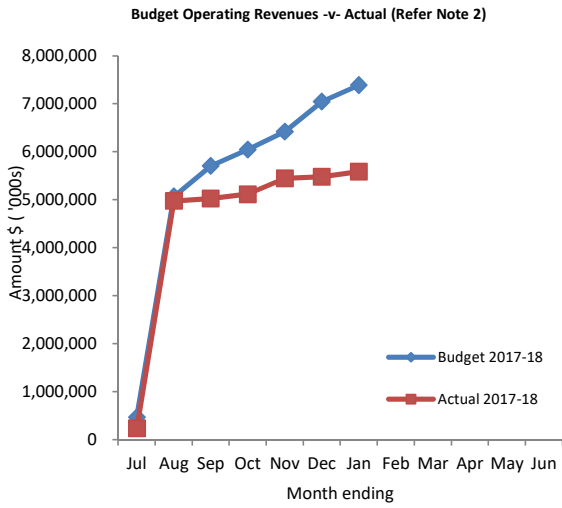
This information is to be read in conjunction with the accompanying Financial Statements and notes.

SHIRE OF WILUNA

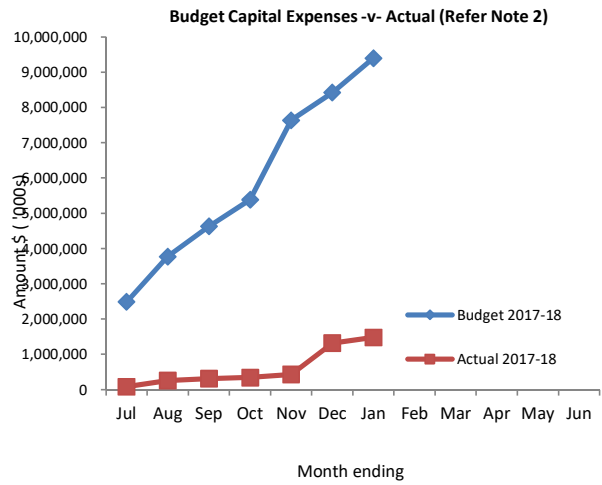
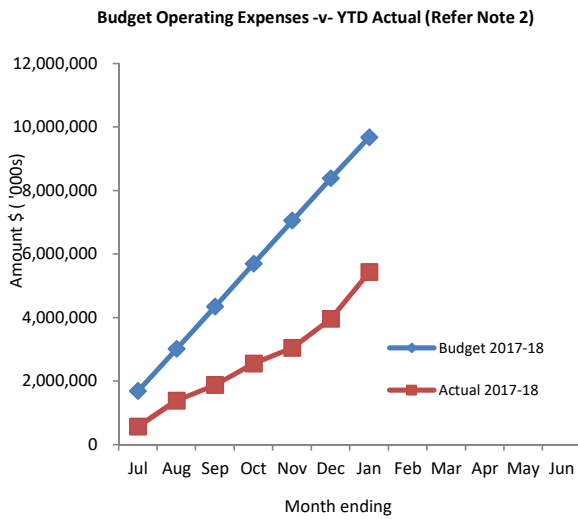
Monthly Summary Information

For the Period Ended 31 January 2018

Revenues



Expenditure



This information is to be read in conjunction with the accompanying Financial Statements and notes.

SHIRE OF WILUNA
STATEMENT OF FINANCIAL ACTIVITY
(Statutory Reporting Program)
For the Period Ended 31 January 2018

	Note	Adopted/ Amended Annual Budget	Amended YTD Budget (a)	YTD Actual (b)	Var. \$ (b)-(a)	Var. % (b)-(a)/(a)
Operating Revenues						
Governance		\$ 500	\$ 500	\$ 102	\$ (398)	% -80%
General Purpose Funding - Rates	9	4,260,474	4,260,474	4,251,065	(9,410)	0%
General Purpose Funding - Other		1,118,399	570,709	777,990	207,281	36%
Law, Order and Public Safety		17,170	17,170	20,417	3,247	19%
Health		780	780	100	(680)	-87%
Education and Welfare		0	0	0	0	
Housing		20,500	20,500	338	(20,162)	-98%
Community Amenities		86,513	51,706	68,757	17,051	33%
Recreation and Culture		220,900	128,687	91,717	(36,970)	-29%
Transport		4,172,640	2,285,967	370,078	(1,915,889)	-84%
Economic Services		37,650	26,613	8,700	(17,913)	-67%
Other Property and Services		45,039	29,527	(3,031)	(32,558)	-110%
Total Operating Revenue		9,980,565	7,392,633	5,586,231	(1,806,402)	
Operating Expense						
Governance		(1,731,891)	(1,044,435)	(705,203)	339,232	32%
General Purpose Funding		(194,953)	(113,849)	(143,324)	(29,475)	-26%
Law, Order and Public Safety		(232,738)	(139,461)	(61,382)	78,079	56%
Health		(135,649)	(81,396)	(30,118)	51,278	63%
Education and Welfare		(63,002)	(36,716)	(36,057)	659	2%
Housing		(143,819)	(83,755)	(36,183)	47,572	57%
Community Amenities		(676,213)	(411,154)	(201,603)	209,551	51%
Recreation and Culture		(1,864,997)	(1,106,981)	(602,936)	504,045	46%
Transport		(18,271,594)	(6,334,741)	(2,005,643)	4,329,098	68%
Economic Services		(500,140)	(239,986)	(143,339)	96,647	40%
Other Property and Services		(60,386)	(82,879)	(1,465,408)	(1,382,529)	-1668%
Total Operating Expenditure		(23,875,382)	(9,675,353)	(5,431,197)	4,244,156	
Funding Balance Adjustments						
Add back Depreciation		6,337,651	3,846,168	1,638,887	(2,207,281)	-57%
Adjust (Profit)/Loss on Asset Disposal	8	(5,000)	(5,000)	0	5,000	-100%
Loss on revaluation of non-current assets		50,000	0	0	0	
Adjust provisions and accruals		0	0	0	0	
Net Cash from Operations		(7,512,166)	1,558,448	1,793,921	235,473	
Capital Revenues						
Grants, Subsidies and Contributions	11	9,715,185	196,500	145,778	(50,722)	-26%
Proceeds from Disposal of Assets	8	535,000	0	0	0	
Total Capital Revenues		10,250,185	196,500	145,778	(50,722)	
Capital Expenses						
Land and Buildings	13	(8,312,252)	(5,177,628)	(1,354,832)	3,822,796	74%
Infrastructure - Roads	13	(2,920,809)	(2,766,015)	(34,692)	2,731,323	99%
Infrastructure - Others	13	(1,060,000)	(637,088)	(22,126)	614,962	97%
Infrastructure - Airport	13	(140,004)	(140,004)	(1,527)	138,477	99%
Plant and Equipment	13	(713,530)	(441,030)	(58,720)	382,310	87%
Furniture and Equipment	13	(561,815)	(241,815)	(10,521)	231,294	96%
Work in Progress	13	0	0	0	0	
Total Capital Expenditure		(13,708,410)	(9,403,580)	(1,482,419)	7,921,161	
Net Cash from Capital Activities		(3,458,225)	(9,207,080)	(1,336,641)	7,870,439	
Financing						
Repayment of Debentures	10	(165,647)	(82,011)	(82,011)	0	0%
Proceeds from new debentures		1,500,000	0	0	0	
Transfers to cash backed reserves (restricted assets)	7	(675,063)	(122,396)	(122,396)	0	0%
Transfers from cash backed reserves (restricted assets)		4,885,054	2,019,562	2,019,562	0	
Net Cash from Financing Activities		5,544,344	1,815,155	1,815,155	0	
Net Operations, Capital and Financing		(5,426,047)	(5,833,477)	2,272,435	8,105,913	
Opening Funding Surplus(Deficit)	3	5,480,047	5,480,047	5,514,984	34,937	1%
Closing Funding Surplus(Deficit)	3	54,000	(353,430)	7,787,419	8,140,850	

Indicates a variance between Year to Date (YTD) Budget and YTD Actual data as per the adopted materiality threshold. Refer to Note 2 for an explanation of the reasons for the variance.

This statement is to be read in conjunction with the accompanying Financial Statements and notes.

SHIRE OF WILUNA
STATEMENT OF FINANCIAL ACTIVITY
(By Nature or Type)
For the Period Ended 31 January 2018

	Note	Amended Annual Budget	Amended YTD Budget	YTD Actual	Var. \$	Var. %
Operating Revenues						
Rates	9	\$ 4,260,474	\$ 4,260,474	4,251,065	(9,410)	(0)
Operating Grants, Subsidies and Contributions	11	4,416,280	2,542,541	884,203	(1,658,338)	(1)
Fees and Charges		646,333	386,526	270,680	(115,846)	(0)
Interest Earnings		209,218	113,355	160,056	46,701	0
Other Revenue		113,200	73,681	20,226.63	(53,454)	(1)
Profit on Disposal of Assets	8	10,000	16,056	0	(16,056)	(1)
Total Operating Revenue		9,655,505	7,392,633	5,586,231	(1,806,402)	
Operating Expense						
Employee Costs		(3,982,495)	(2,341,237)	(1,150,428)	1,190,809	1
Materials and Contracts		(5,141,374)	(2,989,414)	(2,118,664)	870,750	0
Utility Charges		(241,949)	(141,884)	(85,216)	56,668	0
Depreciation on Non-Current Assets		(6,589,734)	(3,846,168)	(1,638,887)	2,207,281	1
Interest Expenses		(43,685)	(14,716)	(6,873)	7,843	1
Insurance Expense		(198,474)	(198,474)	(252,353)	(53,879)	(0)
Other Expenditure		(177,790)	(37,526)	(113,392)	(75,866)	(2)
Loss on Disposal of Assets	8	(5,000)	(105,934)	0	105,934	
Loss on revaluation of non-current assets		(50,000)	0	0		
Total Operating Expenditure		(16,430,501)	(9,675,353)	(5,365,812)	4,309,541	
Funding Balance Adjustments						
Add back Depreciation		6,589,734	3,846,168	1,638,887	(2,207,281)	(1)
Adjust (Profit)/Loss on Asset Disposal	8	(5,000)	(5,000)	0	5,000	(1)
Loss on revaluation of non-current assets		50,000	0	0		
Adjust provisions and accruals		0		0		
Net Cash from Operations		(140,262)	1,558,448	1,859,306	300,858	
Capital Revenues						
Grants, Subsidies and Contributions	11	2,289,261	196,500	145,778	(50,722)	(0)
Proceeds from Disposal of Assets	8	535,000	0	0	0	
Total Capital Revenues		2,824,261	196,500	145,778	(50,721)	
Capital Expenses						
Land and Buildings	13	(8,312,252)	(5,177,628)	(1,354,832)	3,822,796	1
Infrastructure - Roads	13	(2,920,809)	(2,766,015)	(34,692)	2,731,323	1
Infrastructure - Others	13	(1,060,000)	(637,088)	(22,126)	614,962	1
Infrastructure - Airport	13	(140,004)	(140,004)	(1,527)	138,477	1
Plant and Equipment	13	(713,530)	(441,030)	(58,720)	382,310	1
Furniture and Equipment	13	(561,815)	(241,815)	(10,521)	231,294	1
Work in Progress	13			0		
Total Capital Expenditure		(13,708,410)	(9,403,580)	(1,482,419)	7,921,161	
Net Cash from Capital Activities		(10,884,149)	(9,207,080)	(1,336,641)	7,870,440	
Financing						
Repayment of Debentures		(165,647)	(82,011)	(82,011)		
Proceeds from new debentures		1,500,000	0	0		
Transfers to cash backed reserves	7	(675,063)	(122,396)	(122,396)	0	0
Transfers from cash backed reserves	10	4,885,054	2,019,562	2,019,562	0	0
Net Cash from Financing Activities		5,544,344	1,815,155	1,815,155	0	
Net Operations, Capital and Financing		(5,480,067)	(5,833,477)	2,337,820	8,171,298	
Opening Funding Surplus(Deficit)	3	5,480,047	5,480,047	5,514,984	34,937	0
Closing Funding Surplus(Deficit)	3	(20)	(353,430)	7,852,804	8,206,235	

Indicates a variance between Year to Date (YTD) Budget and YTD Actual data as per the adopted materiality threshold.
Refer to Note 2 for an explanation of the reasons for the variance.

This statement is to be read in conjunction with the accompanying Financial Statements and notes.

SHIRE OF WILUNA
STATEMENT OF FINANCIAL POSITION
31-January-2018

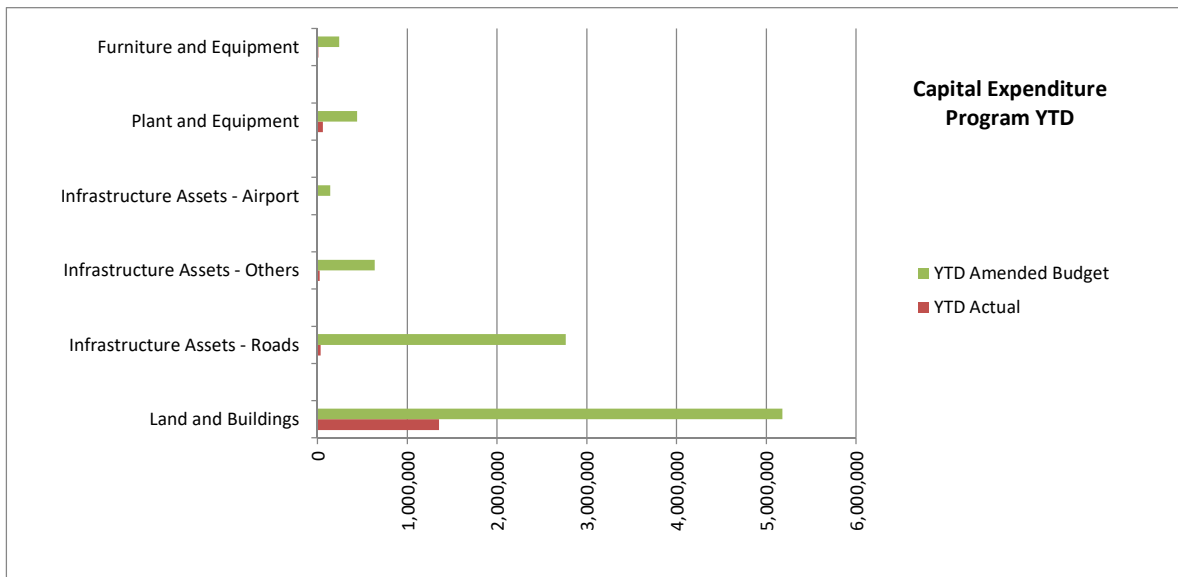
	Note	2017/2018	2016/2017
CURRENT ASSETS			
Cash at Bank and On Hand	4	12,874,706	12,914,670
Rates Outstanding		470,218	119,762
Sundry Debtors		68,923	257,924
Gst Receivable		39,672	95,028
Accrued Income/Payments In Advance		0	42,881
Stocks on Hand		5,496	10,861
TOTAL CURRENT ASSETS		13,459,015	13,441,126
CURRENT LIABILITIES			
Sundry Creditors		26,165	296,743
Accrued Interest on loans		20,131	41,885
Accrued Salaries & Wages		0	0
GST Payable		5,356	36,063
Accrued Expenses		0	0
Other current liabilities		42,280	142,005
Loan Liability (Current)		83,635	165,647
Provision For Annual Leave		86,077	86,077
Provision For Long Service Leave (Currre)		24,572	24,572
TOTAL CURRENT LIABILITIES		288,217	792,993
NET CURRENT ASSETS		13,170,798	12,648,133
NON-CURRENT ASSETS			
Land & Buildings		14,936,949	13,582,117
Accumulated Depreciation Land & Building		(164,891)	0
Furniture & Equipment		193,914	183,392
Accumulated Depreciation Furniture&Equip		(67,612)	(44,896)
Plant & Equipment		2,303,520	2,244,799
Accumulated Depreciation Plant & Equip		(405,373)	(234,006)
Roads		219,393,605	219,358,913
Accumulated Depreciation Roads		(55,700,499)	(54,539,208)
Airport		3,930,857	3,929,330
Accumulated Depreciation Airport		(366,691)	(279,857)
Other Infrastructure		1,335,007	1,312,882
Accumulated Depreciation Other Infrastru		(138,291)	(106,504)
Work in Progress - Buildings		0	0
Work in Progress -Other Infrastructures		0	0
TOTAL NON-CURRENT ASSETS		185,250,494	185,406,962
NON-CURRENT LIABILITIES			
Loan Liability (Non Current)		933,062	933,062
Provision For Long Service Leave (Non Current)		34,625	34,625
TOTAL NON-CURRENT LIABILITIES		967,686	967,686
NET ASSETS		197,453,605	197,087,409
EQUITY			
Accumulated Surplus		24,148,184	21,950,206
Revaluation Surplus-Land & Buildings		4,223,618	4,223,618
Revaluation Surplus-Furniture & Equipment		103,228	103,228
Revaluation Surplus-Plant & Equipment		641,225	641,225
Revaluation Surplus - Infrastructure Road		160,237,455	160,237,455
Revaluation Surplus-Infrastructure Airport		2,632,881	2,632,881
Reserve - Asset Replacement		3,284,133	4,238,321
Reserve - Computer	7	105,169	103,770
Reserve - Airport	7	1,130,454	1,115,414
Reserve - Leave	7	177,347	174,988
Reserve - Wiluna Telecentre	7	16,521	16,302
Reserve - Caravan Park	7	45,601	45,000
Reserve - Heritage and Interpretive Centre	7	440,321	570,752
Reserve - Unspent Grants and Contributions	7	202,081	1,034,248
Reserve - Community Development	7	0	0
TOTAL EQUITY		197,388,221	197,087,409

SHIRE OF WILUNA
STATEMENT OF CAPITAL ACQUISITIONS AND CAPITAL FUNDING
For the Period Ended 31 January 2018

Capital Acquisitions	Note	YTD 31 01 2018		Annual Budget	Variance
		YTD Actual Total	YTD Budget		
		\$	\$	\$	\$
Land and Buildings	13	1,354,832	5,177,628	8,312,252	(3,822,796)
Infrastructure Assets - Roads	13	34,692	2,766,015	2,920,809	(2,731,323)
Infrastructure Assets - Others	13	22,126	637,088	1,060,000	(614,962)
Infrastructure Assets - Airport	13	1,527	140,004	140,004	(138,477)
Plant and Equipment	13	58,720	441,030	713,530	(382,310)
Furniture and Equipment	13	10,521	241,815	561,815	(231,294)
Capital Acquisitions Total		1,482,419	9,403,580	13,708,410	(7,921,161)

Funded By:

Capital Grants and Contributions	145,778	196,500	2,289,261	(50,722)
Borrowings	0	1,500,000	1,500,000	(1,500,000)
Other (Disposals & C/Fwd)	0	535,000	535,000	(535,000)
Own Source Funding - Cash Backed Reserves	1,173,572	3,438,110	3,438,110	(2,264,538)
Total Own Source Funding - Cash Backed Reserves				(2,264,538)
Own Source Funding - Operations	163,069	5,784,221	5,784,221	(5,621,152)
Capital Funding Total	1,482,419	11,453,831	13,546,592	(12,235,951)



SHIRE OF WILUNA
STATEMENT OF BUDGET AMENDMENTS
(Statutory Reporting Program)
For the Period Ended 31 January 2018

	Adopted Budget	Adopted Budget Amendments (Note 5)	Amended Annual Budget	Amended YTD Budget (a)
Operating Revenues	\$	\$	\$	\$
Governance	500		500	500
General Purpose Funding - Rates	4,260,474		4,260,474	4,260,474
General Purpose Funding - Other	1,118,399		1,118,399	570,709
Law, Order and Public Safety	17,170		17,170	17,170
Health	780		780	780
Education and Welfare	0		0	0
Housing	20,500		20,500	20,500
Community Amenities	86,513		86,513	51,706
Recreation and Culture	220,900		220,900	128,687
Transport	4,172,640	7,425,924	11,598,564	2,285,967
Economic Services	37,650		37,650	26,613
Other Property and Services	45,039		45,039	29,527
Total Operating Revenue	9,980,565	7,425,924	17,406,489	7,392,633
Operating Expense				
Governance	(1,731,891)		(1,731,891)	(1,044,435)
General Purpose Funding	(194,953)		(194,953)	(113,849)
Law, Order and Public Safety	(232,738)		(232,738)	(139,461)
Health	(135,649)		(135,649)	(81,396)
Education and Welfare	(63,002)		(63,002)	(36,716)
Housing	(143,819)		(143,819)	(83,755)
Community Amenities	(676,213)		(676,213)	(411,154)
Recreation and Culture	(1,864,997)		(1,864,997)	(1,106,981)
Transport	(18,271,594)	(7,425,924)	(25,697,518)	(6,334,741)
Economic Services	(500,140)		(500,140)	(239,986)
Other Property and Services	(60,386)		(60,386)	(82,879)
Total Operating Expenditure	(23,875,382)	(7,425,924)	(31,301,306)	(9,675,353)
Funding Balance Adjustments				
Add back Depreciation	6,337,651		6,337,651	3,846,168
Adjust (Profit)/Loss on Asset Disposal	(5,000)		(5,000)	(5,000)
Loss on revaluation of non-current assets	50,000		50,000	0
Net Cash from Operations	(7,512,166)	0	(7,512,166)	1,558,448
Capital Revenues				
Grants, Subsidies and Contributions	9,715,185		9,715,185	196,500
Proceeds from Disposal of Assets	535,000		535,000	0
Total Capital Revenues	10,250,185	0	10,250,185	196,500
Capital Expenses				
Land and Buildings	(8,312,252)	0	(8,312,252)	(5,177,628)
Infrastructure - Roads	(2,920,809)		(2,920,809)	(2,766,015)
Infrastructure - Others	(1,060,000)		(1,060,000)	(637,088)
Infrastructure - Airport	(140,004)		(140,004)	(140,004)
Plant and Equipment	(713,530)		(713,530)	(441,030)
Furniture and Equipment	(561,815)		(561,815)	(241,815)
Total Capital Expenditure	(13,708,410)	0	(13,708,410)	(9,403,580)
Net Cash from Capital Activities	(3,458,225)	0	(3,458,225)	(9,207,080)
Financing				
Repayment of Debentures	(165,647)		(165,647)	0
Proceeds from new debentures	1,500,000	0	1,500,000	(82,011)
Transfers to cash backed reserves (restricted assets)	(675,063)		(675,063)	(122,396)
Transfers from cash backed reserves (restricted assets)	4,885,054	0	4,885,054	
Net Cash from Financing Activities	5,544,344	0	5,544,344	(204,408)
Net Operations, Capital and Financing	(5,426,047)	0	(5,426,047)	(7,853,040)
Opening Funding Surplus(Deficit)	5,480,047		5,480,047	5,480,047
Closing Funding Surplus(Deficit)	54,000	0	54,000	(2,372,993)

Indicates a variance between Year to Date (YTD) Budget and YTD Actual data as per the adopted materiality threshold.

SHIRE OF WILUNA
NOTES TO THE STATEMENT OF FINANCIAL ACTIVITY
For the Period Ended 31 January 2018

1. SIGNIFICANT ACCOUNTING POLICIES

(a) Basis of Accounting

This statement comprises a special purpose financial report which has been prepared in accordance with Australian Accounting Standards (as they apply to local governments and not-for-profit entities), Australian Accounting Interpretations, other authoritative pronouncements of the Australian Accounting Standards Board, the Local Government Act 1995 and accompanying regulations. Material accounting policies which have been adopted in the preparation of this statement are presented below and have been consistently applied unless stated otherwise.

Except for cash flow and rate setting information, the report has also been prepared on the accrual basis and is based on historical costs, modified, where applicable, by the measurement at fair value of selected non-current assets, financial assets and liabilities.

Critical Accounting Estimates

The preparation of a financial report in conformity with Australian Accounting Standards requires management to make judgements, estimates and assumptions that effect the application of policies and reported amounts of assets and liabilities, income and expenses.

The estimates and associated assumptions are based on historical experience and various other factors that are believed to be reasonable under the circumstances; the results of which form the basis of making the judgements about carrying values of assets and liabilities that are not readily apparent from other sources. Actual results may differ from these estimates.

(b) The Local Government Reporting Entity

All Funds through which the Council controls resources to carry on its functions have been included in this statement.

In the process of reporting on the local government as a single unit, all transactions and balances between those funds (for example, loans and transfers between Funds) have been eliminated.

All monies held in the Trust Fund are excluded from the statement, but a separate statement of those monies appears at Note 12.

(c) Rounding Off Figures

All figures shown in this statement are rounded to the nearest dollar.

(d) Rates, Grants, Donations and Other Contributions

Rates, grants, donations and other contributions are recognised as revenues when the local government obtains control over the assets comprising the contributions. Control over assets acquired from rates is obtained at the commencement of the rating period or, where earlier, upon receipt of the rates.

(e) Goods and Services Tax

Revenues, expenses and assets are recognised net of the amount of GST, except where the amount of GST incurred is not recoverable from the Australian Taxation Office (ATO).

Receivables and payables are stated inclusive of GST receivable or payable.

The net amount of GST recoverable from, or payable to, the ATO is included with receivables or payables in the statement of financial position.

Cash flows are presented on a gross basis. The GST components of cash flows arising from investing or financing activities which are recoverable from, or payable to, the ATO are presented as operating cash flows.

(f) Cash and Cash Equivalents

Cash and cash equivalents include cash on hand, cash at bank, deposits available on demand with banks and other short term highly liquid investments that are readily convertible to known amounts of cash and which are subject to an insignificant risk of changes in value and bank overdrafts.

Bank overdrafts are reported as short term borrowings in current liabilities in the statement of financial position.

SHIRE OF WILUNA
NOTES TO THE STATEMENT OF FINANCIAL ACTIVITY
For the Period Ended 31 January 2018

1. SIGNIFICANT ACCOUNTING POLICIES (Continued)

(g) Trade and Other Receivables

Trade and other receivables include amounts due from ratepayers for unpaid rates and service charges and other amounts due from third parties for goods sold and services performed in the ordinary course of business.

Receivables expected to be collected within 12 months of the end of the reporting period are classified as current assets. All other receivables are classified as non-current assets.

Collectability of trade and other receivables is reviewed on an ongoing basis. Debts that are known to be uncollectible are written off when identified. An allowance for doubtful debts is raised when there is objective evidence that they will not be collectible.

(h) Inventories

General

Inventories are measured at the lower of cost and net realisable value.

Net realisable value is the estimated selling price in the ordinary course of business less the estimated costs of completion and the estimated costs necessary to make the sale.

Land Held for Resale

Land held for development and sale is valued at the lower of cost and net realisable value. Cost includes the cost of acquisition, development, borrowing costs and holding costs until completion of development. Finance costs and holding charges incurred after development is completed are expensed.

Gains and losses are recognised in profit or loss at the time of signing an unconditional contract of sale if significant risks and rewards, and effective control over the land, are passed on to the buyer at this point.

Land held for sale is classified as current except where it is held as non-current based on Council's intentions to release for sale.

(i) Fixed Assets

All assets are initially recognised at cost. Cost is determined as the fair value of the assets given as consideration plus costs incidental to the acquisition. For assets acquired at no cost or for nominal consideration, cost is determined as fair value at the date of acquisition. The cost of non-current assets constructed by the local government includes the cost of all materials used in the construction, direct labour on the project and an appropriate proportion of variable and fixed overhead.

Certain asset classes may be revalued on a regular basis such that the carrying values are not materially different from fair value. Assets carried at fair value are to be revalued with sufficient regularity to ensure the carrying amount does not differ materially from that determined using fair value at reporting date.

(j) Depreciation of Non-Current Assets

All non-current assets having a limited useful life are systematically depreciated over their useful lives in a manner which reflects the consumption of the future economic benefits embodied in those assets.

Depreciation is recognised on a straight-line basis, using rates which are reviewed each reporting period. Major depreciation rates and periods are:

SHIRE OF WILUNA
NOTES TO THE STATEMENT OF FINANCIAL ACTIVITY
For the Period Ended 31 January 2018

1. SIGNIFICANT ACCOUNTING POLICIES (Continued)

Buildings	30 to 50 years
Furniture and Equipment	4 to 10 years
Plant and Equipment	2 to 15 years
Sealed roads and streets formation	not depreciated
pavement	50 years
seal	
- bituminous seals	20 years
- asphalt surfaces	25 years
Gravel roads formation	not depreciated
pavement	50 years
gravel sheet	12 years
Formed roads formation	not depreciated
pavement	50 years
Footpaths - slab	20 years
Sewerage piping	100 years
Water supply piping & drainage systems	75 years

(k) Trade and Other Payables

Trade and other payables represent liabilities for goods and services provided to the Council prior to the end of the financial year that are unpaid and arise when the Council becomes obliged to make future payments in respect of the purchase of these goods and services. The amounts are unsecured, are recognised as a current liability and are normally paid within 30 days of recognition.

(l) Employee Benefits

The provisions for employee benefits relates to amounts expected to be paid for long service leave, annual leave, wages and salaries and are calculated as follows:

(i) Wages, Salaries, Annual Leave and Long Service Leave (Short-term Benefits)

The provision for employees' benefits to wages, salaries, annual leave and long service leave expected to be settled within 12 months represents the amount the Shire has a present obligation to pay resulting from employees services provided to balance date. The provision has been calculated at nominal amounts based on remuneration rates the Shire expects to pay and includes related on-costs.

(ii) Annual Leave and Long Service Leave (Long-term Benefits)

The liability for long service leave is recognised in the provision for employee benefits and measured as the present value of expected future payments to be made in respect of services provided by employees up to the reporting date using the project unit credit method. Consideration is given to expected future wage and salary levels, experience of employee departures and periods of service. Expected future payments are discounted using market yields at the reporting date on national government bonds with terms to maturity and currency that match as closely as possible, the estimated future cash outflows. Where the Shire does not have the unconditional right to defer settlement beyond 12 months, the liability is recognised as a current liability.

(m) Interest-bearing Loans and Borrowings

All loans and borrowings are initially recognised at the fair value of the consideration received less directly attributable transaction costs.

After initial recognition, interest-bearing loans and borrowings are subsequently measured at amortised cost using the effective interest method. Fees paid on the establishment of loan facilities that are yield related are included as part of the carrying amount of the loans and borrowings.

Borrowings are classified as current liabilities unless the Council has an unconditional right to defer settlement of the liability for at least 12 months after the balance sheet date.

Borrowing Costs

Borrowing costs are recognised as an expense when incurred except where they are directly attributable to the acquisition, construction or production of a qualifying asset. Where this is the case, they are capitalised as part of the cost of the particular asset.

SHIRE OF WILUNA
NOTES TO THE STATEMENT OF FINANCIAL ACTIVITY
For the Period Ended 31 January 2018

1. SIGNIFICANT ACCOUNTING POLICIES (Continued)

(n) Provisions

Provisions are recognised when: The council has a present legal or constructive obligation as a result of past events; it is more likely than not that an outflow of resources will be required to settle the obligation; and the amount has been reliably estimated. Provisions are not recognised for future operating losses.

Where there are a number of similar obligations, the likelihood that an outflow will be required in settlement is determined by considering the class of obligations as a whole. A provision is recognised even if the likelihood of an outflow with respect to any one of item included in the same class of obligations may be small.

(o) Current and Non-Current Classification

In the determination of whether an asset or liability is current or non-current, consideration is given to the time when each asset or liability is expected to be settled. The asset or liability is classified as current if it is expected to be settled within the next 12 months, being the Council's operational cycle. In the case of liabilities where Council does not have the unconditional right to defer settlement beyond 12 months, such as vested long service leave, the liability is classified as current even if not expected to be settled within the next 12 months. Inventories held for trading are classified as current even if not expected to be realised in the next 12 months except for land held for resale where it is held as non current based on Council's intentions to release for sale.

(p) Nature or Type Classifications

Rates

All rates levied under the Local Government Act 1995. Includes general, differential, specific area rates, minimum rates, interim rates, back rates, ex-gratia rates, less discounts offered. Exclude administration fees, interest on instalments, interest on arrears and service charges.

Operating Grants, Subsidies and Contributions

Refer to all amounts received as grants, subsidies and contributions that are not non-operating grants.

Non-Operating Grants, Subsidies and Contributions

Amounts received specifically for the acquisition, construction of new or the upgrading of non-current assets paid to a local government, irrespective of whether these amounts are received as capital grants, subsidies, contributions or donations.

Profit on Asset Disposal

Profit on the disposal of assets including gains on the disposal of long term investments. Losses are disclosed under the expenditure classifications.

Fees and Charges

Revenues (other than service charges) from the use of facilities and charges made for local government services, sewerage rates, rentals, hire charges, fee for service, photocopying charges, licences, sale of goods or information, fines, penalties and administration fees. Local governments may wish to disclose more detail such as rubbish collection fees, rental of property, fines and penalties, other fees and charges.

Service Charges

Service charges imposed under Division 6 of Part 6 of the Local Government Act 1995. Regulation 54 of the Local Government (Financial Management) Regulations 1996 identifies the These are television and radio broadcasting, underground electricity and neighbourhood surveillance services. Exclude rubbish removal charges. Interest and other items of a similar nature received from bank and investment accounts, interest on rate instalments, interest on rate arrears and interest on debtors.

Interest Earnings

Interest and other items of a similar nature received from bank and investment accounts, interest on rate instalments, interest on rate arrears and interest on debtors.

SHIRE OF WILUNA
NOTES TO THE STATEMENT OF FINANCIAL ACTIVITY
For the Period Ended 31 January 2018

1. SIGNIFICANT ACCOUNTING POLICIES (Continued)

Interest Earnings

Interest and other items of a similar nature received from bank and investment accounts, interest on rate instalments, interest on rate arrears and interest on debtors.

Other Revenue / Income

Other revenue, which can not be classified under the above headings, includes dividends, discounts, rebates etc.

Employee Costs

All costs associate with the employment of person such as salaries, wages, allowances, benefits such as vehicle and housing, superannuation, employment expenses, removal expenses, relocation expenses, worker's compensation insurance, training costs, conferences, safety expenses, medical examinations, fringe benefit tax, etc.

Materials and Contracts

All expenditures on materials, supplies and contracts not classified under other headings. These include supply of goods and materials, legal expenses, consultancy, maintenance agreements, communication expenses, advertising expenses, membership, periodicals, publications, hire expenses, rental, leases, postage and freight etc. Local governments may wish to disclose more detail such as contract services, consultancy, information technology, rental or lease expenditures.

Utilities (Gas, Electricity, Water, etc.)

Expenditures made to the respective agencies for the provision of power, gas or water. Exclude expenditures incurred for the reinstatement of roadwork on behalf of these agencies.

Insurance

All insurance other than worker's compensation and health benefit insurance included as a cost of employment.

Loss on asset disposal

Loss on the disposal of fixed assets.

Depreciation on non-current assets

Depreciation expense raised on all classes of assets.

Interest expenses

Interest and other costs of finance paid, including costs of finance for loan debentures, overdraft accommodation and refinancing expenses.

Other expenditure

Statutory fees, taxes, provision for bad debts, member's fees or levies including WA Fire Brigade Levy and State taxes. Donations and subsidies made to community groups.

(q) Statement of Objectives

Council has adopted a 'Plan for the future' comprising a Strategic Community Plan and Corporate Business Plan to provide the long term community vision, aspirations and objectives.

Based upon feedback received from the community the vision of the Shire is:
"A proud, green, go-ahead and healthy Wiluna"

The Strategic Community Plan defines the key objectives of the Shire as:
"Working together to enhance our furture through good governance"

SHIRE OF WILUNA
NOTES TO THE STATEMENT OF FINANCIAL ACTIVITY
For the Period Ended 31 January 2018

1. SIGNIFICANT ACCOUNTING POLICIES (Continued)

(r) Reporting Programs

Council operations as disclosed in this statement encompass the following service orientated activities/programs:

GOVERNANCE

Expenses associated with provision of services to members of council and elections and the administrative support available to the council for the provision of governance of the district. Costs reported as administrative expenses are redistributed in accordance with the principle of activity based costing (ABC).

GENERAL PURPOSE FUNDING

Rates and associated revenues, general purpose government grants, interest revenue and other miscellaneous revenues. The costs associated with raising the above revenues, e.g. valuation expense debt collection and overheads.

LAW, ORDER, PUBLIC SAFETY

Supervision and enforcement of Local Laws, fire prevention, animal control, provision of ranger services and other aspects of public safety including emergency services.

HEALTH

Health inspection services, food quality control, mosquito and pest control and waste disposal compliance.

EDUCATION AND WELFARE

Provision and development of community service programmes, including training and disability requirements.

HOUSING

Provision and maintenance of housing accommodation for employees.

COMMUNITY AMENITIES

Sanitation, sewerage, protection of the environment, public conveniences, cemeteries, rubbish collection services, operation of rubbish disposal sites, litter control, and administration of town planning schemes.

RECREATION AND CULTURE

Provision and maintenance of public halls, civic centres, aquatic centre, recreation centres, and various sporting facilities. Provision and maintenance of parks, gardens, and playgrounds. Operation of library, art centre and other cultural facilities.

TRANSPORT

Construction and maintenance of roads, footpaths, depots, traffic control, cleaning of streets, and maintenance of street trees, streetlighting and etc.

ECONOMIC SERVICES

Tourism and area promotion, provision of rural services including weed control and vermin control. Building control and economic development facilities.

OTHER PROPERTY & SERVICES

Plant works, plant overheads and stock of materials, private works operations

SHIRE OF WILUNA
NOTES TO THE STATEMENT OF FINANCIAL ACTIVITY
For the Period Ended 31 January 2018

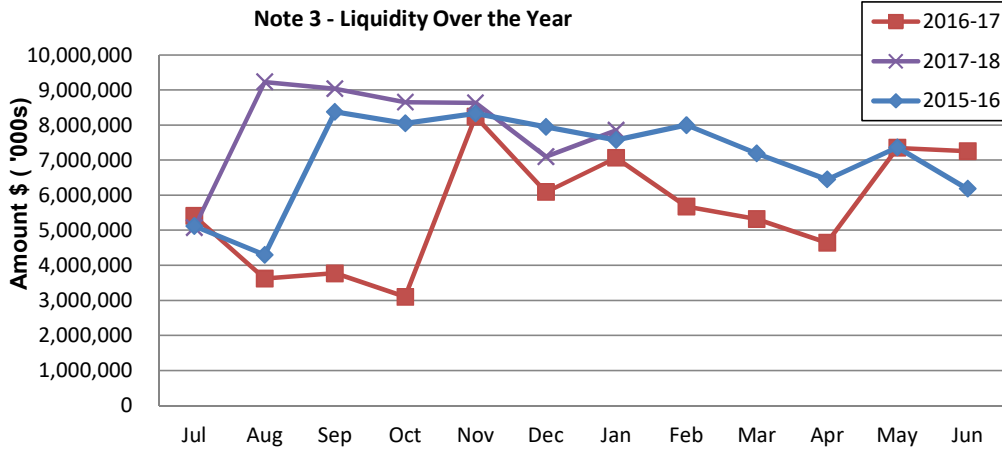
Note 2: EXPLANATION OF MATERIAL VARIANCES

Reporting Program	Var. \$	Var. %	Timing/ Permanent	Explanation of Variance
Operating Revenues	\$	%		
General Purpose Funding	197,871	(0)		
Governance	(398)	(1)		Not Significant - Budget timing only.
Law, Order and Public Safety	3,247	0		Not Significant - Budget timing only.
Health	(680)	(1)		Not Significant - Budget timing only.
Education and Welfare	0			
Housing	(20,162)	(1)		
Community Amenities	17,051	0		Not Significant - Budget timing only.
Recreation and Culture	(36,970)	(0)		Not Significant - Budget timing only.
Transport	(1,915,889)	(1)		Not Significant - Budget timing only.
Economic Services	(17,913)	(1)		Not Significant - Budget timing only.
Other Property and Services	(32,558)	(1)		Not Significant - Budget timing only.
Operating Expense				
General Purpose Funding	(29,475)	(0)		
Governance	339,232	0		Not Significant - Budget timing only.
Law, Order and Public Safety	78,079	1		Not Significant - Budget timing only.
Health	51,278	1		Not Significant - Budget timing only.
Education and Welfare	659	0		Not Significant - Budget timing only.
Housing	(36,183)	0		Not Significant - Budget timing only.
Community Amenities	209,551	1		Not Significant - Budget timing only.
Recreation and Culture	504,045	0		Not Significant - Budget timing only.
Transport	4,329,098	1		Not Significant - Budget timing only.
Economic Services	96,647	0		Not Significant - Budget timing only.
Other Property and Services	(1,382,529)	(17)		Not Significant - Budget timing only.
Capital Revenues				
Grants, Subsidies and Contributions	(50,722)	(0)		Early Grant Received
Proceeds from Disposal of Assets	0			
Capital Expenses				
Land and Buildings	3,822,796	1		Not Significant - Budget timing only.
Infrastructure - Roads	2,731,323	1		Not Significant - Budget timing only.
Infrastructure - Others	614,962	1		Not Significant - Budget timing only.
Infrastructure - Airport	138,477	1		Not Significant - Budget timing only.
Plant and Equipment	382,310	1		Not Significant - Budget timing only.
Furniture and Equipment	231,294	1		Not Significant - Budget timing only.
Financing				
Loan Principal	0	0		Not Significant - Budget timing only.

SHIRE OF WILUNA
NOTES TO THE STATEMENT OF FINANCIAL ACTIVITY
For the Period Ended 31 January 2018

Note 3: NET CURRENT FUNDING POSITION

Positive=Surplus (Negative=Deficit)				
	YTD 31 Jan 2018	Budget 30 June 2018	Actual 30 June 2017	
Note	\$	\$	\$	
Current Assets				
Cash Unrestricted	4	7,473,076	191,838	5,615,874
Cash Restricted - Reserves Equity	4	5,401,630	3,987,797	7,298,796
Receivables - Rates	6	470,218	551,185	119,762
Receivables -Other	6	68,923	0	257,924
Interest / ATO Receivable/Accrual		39,672	0	137,909
Inventories		5,496	40,000	10,861
		13,459,015	4,770,820	13,441,126
Less: Current Liabilities				
Payables		(177,567)	(630,000)	(682,343)
Provisions		(110,650)	(153,023)	(110,650)
		(288,217)	(783,023)	(792,993)
Less: Cash Reserves	7	(5,401,630)	(3,987,797)	(7,298,796)
Secured by floating charge		83,635		165,647
Net Current Funding Position		7,852,804	0	5,514,984



Comments - Net Current Funding Position

SHIRE OF WILUNA
NOTES TO THE STATEMENT OF FINANCIAL ACTIVITY
For the Period Ended 31 January 2018

Note 4: CASH AND INVESTMENTS

	Interest Rate	Unrestricted \$	Restricted \$	Total Amount \$	Institution	Maturity Date
(a) Cash Deposits						
Municipal Cash at Bank	Vary	33,723		33,723		
Cash On Hand - Petty Cash	Nil	59		59		
Municipal Investment #2 - Call Deposit		1,290,364		1,290,364		
Reserve Investment #3 - Call deposit			311,398	311,398		
Term Deposits						
(b) AMP Bank TD - Curve Securities				0		
NAB TD 3				0		
Defence Bank TD - Curve Securities - Muni				0		
Bendigo and Adelaide Bank - Muni				2,500,000		
NAB TD - Curve Securities - Muni				1,648,971		
NAB TD - Curve Securities - Muni				2,000,000		
ME Bank TD - Curve Securities - Reserve				1,427,358		
AMP Bank TD - Curve Securities - Reserve				2,027,069		
Westpac TD - Curve Securities - Reserve				0		
Westpac TD - Curve Securities - Reserve				1,215,449		
Defence Bank TD - Curve Securities - Reserve				420,316		
ME Bank TD (New)				0		
Bank of Queensland TD - Curve Securities - Reserve				0		
Cash Restricted - Reserves Equity (Note 3) (less Reserve Investment #3 - Call deposit)			5,090,232			
Other Unrestricted		6,148,931				
Total		7,473,076	5,401,630	12,874,706		

4,778,835

SHIRE OF WILUNA
NOTES TO THE STATEMENT OF FINANCIAL ACTIVITY
For the Period Ended 31 January 2018

Note 5: BUDGET AMENDMENTS

Amendments to original budget since budget adoption. Surplus/(Deficit)

GL Account Code	Description	Council Resolution	Classification	Non Cash Adjustment	Increase in Available Cash	Decrease in Available Cash	Amended Budget Running Balance
	Budget Adoption		Opening Surplus	\$	\$	\$	\$
	Permanent Changes						0
	Flood Damage Expenditure	Item 15.1 25/10/17	Operating Expenses		(7,425,924)		
	Flood Damage Grants	Item 15.1 25/10/17	Operating Revenue		7,425,924		
				0	0	0	

SHIRE OF WILUNA
NOTES TO THE STATEMENT OF FINANCIAL ACTIVITY
For the Period Ended 31 January 2018

Note 6: RECEIVABLES

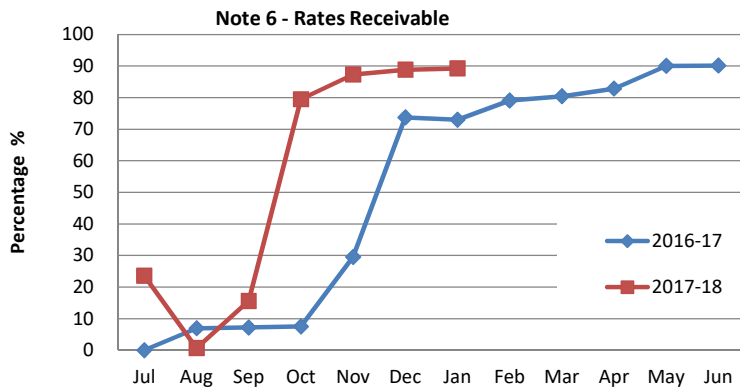
Receivables - Rates Receivable

Opening Arrears Previous Years
 Levied this year and adjustments
Less Collections to date
 Equals Current Outstanding

YTD 31 Jan 2018	YTD Previous FY
\$	\$
119,762	358,497
4,251,065	3,848,709
(3,900,609)	(4,087,444)
470,218	119,762
470,218	119,762
89.24%	97.15%

Net Rates Collectable

% Collected



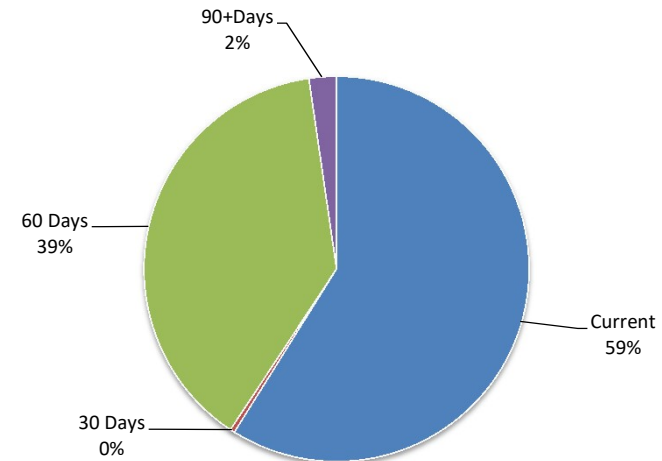
Comments/Notes - Receivables Rates

Receivables - General

	Current	30 Days	60 Days	90+Days
Receivables - General	\$ 43,758	\$ 284	\$ 28,534	\$ 1,708
Total Receivables General Outstanding				74,284

Amounts shown above include GST (where applicable)

Note 6 - Accounts Receivable (non-rates)



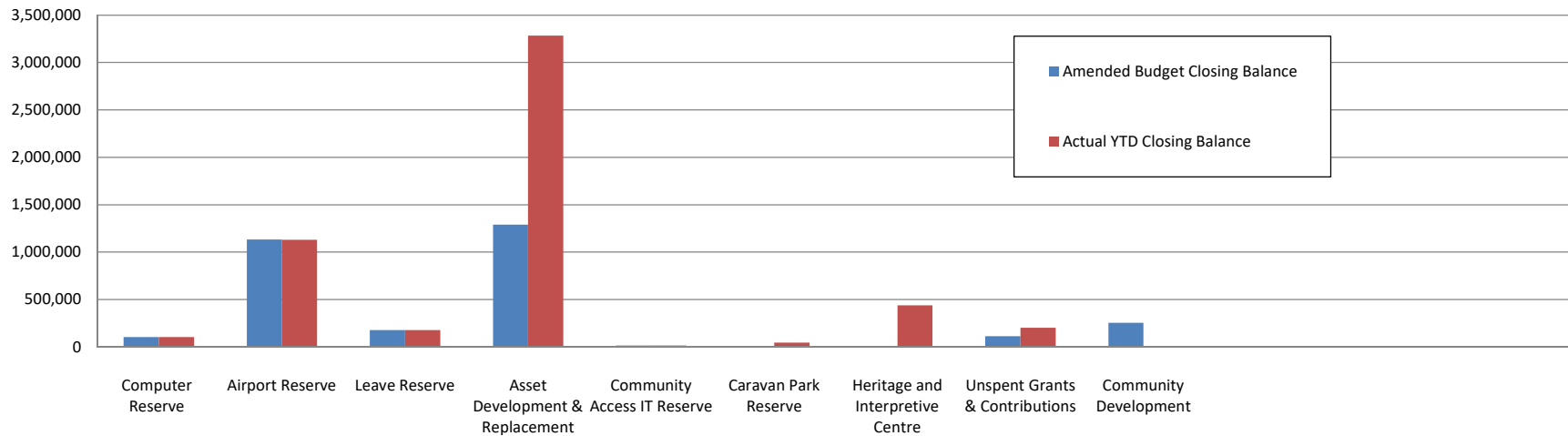
Comments/Notes - Receivables General

SHIRE OF WILUNA
NOTES TO THE STATEMENT OF FINANCIAL ACTIVITY
For the Period Ended 31 January 2018

Note 7: Cash Backed Reserve

2017-18		Amended Budget Interest Earned	Actual Interest Earned	Amended Budget Transfers In (+)	Actual Transfers In (+)	Amended Budget Transfers Out (-)	Actual Transfers Out (-)	Transfer out Reference	Amended Budget Closing Balance	Actual YTD Closing Balance
Name	Opening Balance									
	\$	\$	\$	\$	\$	\$	\$		\$	\$
Computer Reserve	103,770	1,663	1,399				-		105,433	105,169
Airport Reserve	1,115,414	17,880	15,040				-		1,133,294	1,130,454
Leave Reserve	174,988	2,815	2,359			0	-		177,803	177,347
Asset Development & Replacement Reserve	4,238,321	68,349	81,324	330,063		(3,347,000)	(1,035,512)		1,289,733	3,284,133
Community Access IT Reserve	16,302	261	220	-			-		16,563	16,521
Caravan Park Reserve	45,000		601			(45,000)			0	45,601
Heritage and Interpretive Centre	570,752		7,629			(570,752)	(138,060)		0	440,321
Unspent Grants & Contributions	1,034,248		13,824			(922,302)	(845,991)		111,946	202,081
Community Development	0	4,032	-	250,000					254,032	0
	7,298,796	95,000	122,396	580,063	0	(4,885,054)	(2,019,562)		3,088,805	5,401,630

Note 7 - Year To Date Reserve Balance to End of Year Estimate



SHIRE OF WILUNA
NOTES TO THE STATEMENT OF FINANCIAL ACTIVITY
For the Period Ended 31 January 2018

Note 8 CAPITAL DISPOSALS

Actual YTD Profit/(Loss) of Asset Disposal				Disposals	Amended Current Budget			Comments
Cost	Accum Depr	Proceeds	Profit (Loss)		YTD 31 01 2018			
					Amended Annual Budget Profit/(Loss)	Actual Profit/(Loss)	Variance	
\$	\$	\$	\$	\$	\$	\$		
				Plant and Equipment				
465,000				5067 Ceo Vehicles	10,000	0	(10,000)	
24,000				DCEO Vehicle	(1,000)	0	1,000	
18,000				EMCED Vehicle	(2,000)		2,000	
13,000				Admin Vehicle	(2,000)	0	2,000	
		0	0			0	0	
520,000	0	0	0		5,000	0	(5,000)	

Comments - Capital Disposal/Replacements

SHIRE OF WILUNA
NOTES TO THE STATEMENT OF FINANCIAL ACTIVITY
For the Period Ended 31 January 2018

Note 9: RATING INFORMATION

RATE TYPE	Budget						Actual				
	Rate in \$	Number of Properties	Rateable Value \$	Rate Revenue \$	Interim Rates \$	Back Rates \$	Total Revenue \$	Rate Revenue \$	Interim Rate \$	Back Rate \$	Total Revenue \$
Differential General Rate											
GRV Wiluna Townsite	9.2769	69	1,078,928	100,091	0	0	100,091	69,994			69,994
GRV Mining	18.3430	6	6,380,000	1,170,283	0	0	1,170,283	1,170,283			1,170,283
UV Rural/Pastoral	12.4325	28	1,247,492	155,094	0	0	155,094	155,094			155,094
UV Mining	17.7907	208	12,758,330	2,269,796	0	0	2,269,796	2,278,896			2,278,896
UV Exploration & Prospecting Pastoral	23.5556	187	1,995,641	470,085	0	0	470,085	481,776			481,776
Sub-Totals		498	23,460,391	4,165,349	0	0	4,165,349	4,156,045	0	0	4,156,045
Minimum Payment											
	Minimum \$										
GRV Wiluna Townsite	440.00	19	8,018	8,360	0	0	8,360	7,920			7,920
GRV Mining	335.00	3	60	1,005	0	0	1,005	1,005			1,005
UV Rural/Pastoral	335.00	2	1,698	670	0	0	670	670			670
UV Mining	335.00	194	75,652	64,990	0	0	64,990	64,990			64,990
UV Exploration & Prospecting Pastoral	335.00	60	48,596	20,100	0	0	20,100	20,435			20,435
Sub-Totals		278	134,024	95,125	0	0	95,125	95,020	0	0	95,020
							4,260,474				4,251,065
Amount from General Rates							4,260,474				4,251,065
Ex-Gratia Rates							0				0
Totals							4,260,474				4,251,065

Comments - Rating Information

All land except exempt land in the Shire of Wiluna is rated according to its Gross Rental Value (GRV) in townsites or Unimproved Value (UV) in the remainder of the Shire. The General Rates detailed above for the above 2016/17 financial year have been determined by Council on the basis of raising the revenue required to meet the deficiency between the total estimated expenditure proposed in the budget and the estimated revenue to be received from all sources other than rates and also considering the extent of any increase in rating over the level adopted in the previous year. The minimum rates have been determined by Council on the basis that all ratepayers must make a reasonable contribution to the cost of the Local Government services/facilities. The intention to impose differential rating was advertised on 25 May 2016. Three submissions were received. Council resolved to proceed with differential rates and minimums as advertised (and as per above table).

SHIRE OF WILUNA
NOTES TO THE STATEMENT OF FINANCIAL ACTIVITY
For the Period Ended 31 January 2018

10. INFORMATION ON BORROWINGS

(a) Debenture Repayments

Particulars	Principal 01-Jul-17	New Loans	Principal Repayments		Principal Outstanding		Interest Repayments	
			Actual	Amended Budget	Actual	Amended Budget	Actual	Amended Budget
			\$	\$	\$	\$	\$	\$
Recreation & Culture Wiluna Recreation Ground Changerooms, Toilets & Kiosk (Loan no.1)	299,029			48,720		250,309	1,061	12,319
Housing New Staff Housing		500,000				500,000		
Economic Services Gunbarrel Hwy/Canning Stock Route Heritage Interpretive Centre (Loan no. 2)	717,669		82,011	116,927		600,742	6,341	29,566
Governance Administration Building		1,000,000				1,000,000		
	1,016,698	1,500,000	82,011	165,647	0	2,351,051	7,402	41,885

All debenture repayments were financed by general purpose revenue.

No new debentures were raised during the reporting period.

SHIRE OF WILUNA
NOTES TO THE STATEMENT OF FINANCIAL ACTIVITY
For the Period Ended 31 January 2018

Note 11: GRANTS AND CONTRIBUTIONS

Program/Details GL	Grant Provider	Approval	2017-18 Amended Budget	Variations Additions (Deletions)	Operating	Capital	Recoup Status		Comment
							Received	Not Received	
		(Y/N)	\$	\$	\$	\$	\$	\$	
GENERAL PURPOSE FUNDING									
Grants Commission - General	WALGGC	Y	608,886	0	608,886	0	405,924	202,962	Operating
Grants Commission - Roads	WALGGC	Y	288,095	0	288,095	0	192,065	96,030	Operating
LAW, ORDER, PUBLIC SAFETY									
FESA Grant - Operating Bush Fire Brigade	Dept. of Fire & Emergency Serv.	Y	16,260	0	16,260	0	20,214	(3,954)	Operating
EDUCATION AND WELFARE									
Community Resource Centre			0	0		0	0	0	Non-Operating
RECREATION AND CULTURE									
Art Gallery Operation Grant	Dept of Reg. Australia, LG, Arts & Sport	Y	145,000	0	145,000	0	72,500	72,500	Operating
Sports Courts & Cricket Practice Wickets	Dept of Sports and Recreation	Y	0	0	0	0	0	0	Non-Operating
Pool Revitalisation Programme	Dept of Sports and Recreation	Y	0	0	(17,000)	17,000	0	0	Operating/Non-Operating
TRANSPORT									
Regional Road Group 2025 Grant	Regional Road Group	Y	300,000	0	0	300,000	120,000	180,000	Non-Operating
Regional Road Group Grant	Regional Road Group	Y	225,000	0	0	225,000	7,939	217,061	Non-Operating
Federal Government Roads to Recovery	Roads to Recovery	Y	1,653,257	0	0	1,653,257	0	1,653,257	Non-Operating
Remote Communities- FAGS	WALGGC	Y	0	0	0	0	8,999	(8,999)	Non-Operating
Remote Communities Grant	Mainroads	Y	54,000	0	0	54,000	0	54,000	Non-Operating
Remote Aboriginal Communities	Mainroads	Y	0	0	0	0	8,182	(8,182)	Non-Operating
Direct Regional Grant	Mainroads	Y	111,439	0	111,439	0	193,500	(82,061)	Operating
Flood Damage AGRN743 Grant WANDRRA	Dept of PM	Y	10,672,524	0	10,672,524	0	0	10,672,524	Operating
RAAP Grant	Regional Airport Development Scheme	Y	57,004	0	0	57,004	0	57,004	Non-Operating
Airport Sealing	Regional Airport Development Scheme	Y	0	0	0	0	658	(658)	Non-Operating
Airport Terminal	Regional Airport Development Scheme	Y	0	0	0	0	0	0	Non-Operating
ECONOMIC SERVICES									
RV Dump Point			0			0	0	0	Non-Operating
Art Gallery Fit Out	Dept of Reg. Australia, LG, Arts & Sport	Y				0	0	0	Non-Operating
OTHER PROPERTY AND SERVICES									
New Admin Bldg	Country Local Government Fund	Y	0	0	0	0	0	0	Non-Operating
TOTALS			14,131,465	0	11,825,204	2,306,261	1,029,981	13,101,484	

Operating
Non-Operating

Operating
Non-operating

11,842,204
2,289,261
14,131,465

884,203
145,778
1,029,981

SHIRE OF WILUNA
NOTES TO THE STATEMENT OF FINANCIAL ACTIVITY
For the Period Ended 31 January 2018

Note 12: TRUST FUND

Funds held at balance date over which the Shire has no control and which are not included in this statement are as follows:

Description	Opening Balance 1 Jul 17	Amount Received	Amount Paid	Closing Balance 31-Jan-18
Totals	\$ 11,916	\$ 1,568	\$ 2,711	\$ 10,773
	11,916	1,568	2,711	10,773

SHIRE OF WILUNA
NOTES TO THE STATEMENT OF FINANCIAL ACTIVITY
For the Period Ended 31 January 2018

Note 13: CAPITAL ACQUISITIONS

Account Number	Description	Budget by Asset Class						Budget			Actuals	
		Land & Buildings	Plant and Equipment	Furniture and Equipment	Roads	Airport	Other Infrastructures	Adopted Annual Budget	Amended Annual Budget	Amended YTD Budget	YTD Actual	Variance (Under)/Over
GOVERNANCE												
C142101	CEO Vehicle		455,000					455,000	455,000	227,500	3,196	224,304
C142100	DCEO Vehicle		52,000					52,000	52,000	52,000	-	52,000
	Total Governance	-	507,000	-	-	-	-	507,000	507,000	279,500	3,196	276,304
LAW ORDER AND PUBLIC SAFETY												
C052522	Pound Upgrade	17,500						17,500	17,500	17,500	2,071	15,429
	Total Law Order and Public Safety	17,500	-	-	-	-	-	17,500	17,500	17,500	2,071	15,429
EDUCATION AND WELFARE												
	Total Education and Welfare	-	-	-	-	-	-	-	-	-	-	-
HOUSING												
C091159	1/30 Scotia St - Upgrade	23,000						23,000	23,000	11,500	12,799	(1,299)
C091185	5/30 Scotia Street	35,000						35,000	35,000	17,500	7,792	9,708
C091166	7/30 Scotia St	13,000						13,000	13,000	13,000	15,173	(2,173)
C091116	44 Lennon St	17,000						17,000	17,000	17,000	13,967	3,033
C091186	60A Scotia St - Furnishings	80,000						80,000	80,000	-	-	-
C091151	U8/ 30 Scotia St	5,000						5,000	5,000	5,000	13,322	(8,322)
C091155	21 Lennon St	18,000						18,000	18,000	18,000	9,267	8,733
C091178	38 Lennon St	12,000						12,000	12,000	12,000	2,430	9,570
C091118	U1/ 30 Scotia St	6,500						6,500	6,500	-	-	-
C091117	13 Woodley St	60,000						60,000	60,000	60,000	-	60,000
C091112	30 Scotia St - Electrical Upgrade	265,000						265,000	265,000	154,525	86,756	67,769
C091202	Staff Housing X	-						-	-	-	-	-
C091109	Club Hotel Units	100,000						100,000	100,000	100,000	2,649	97,351
C091200	Staff Housing 1- 8 Trenton Street	375,000						375,000	375,000	265,000	16,359	248,641
C091201	Staff Housing 2 - 10 Trenton Street	375,000						375,000	375,000	265,000	5,102	259,898
C091203	Staff Housing 3 - 42 Lennon Street	375,000						375,000	375,000	265,000	6,316	258,684
C091204	Staff Housing 4 - 46 Lennon Street	375,000						375,000	375,000	265,000	5,160	259,840
C091205	Staff Housing 5 - 48 Lennon Street	375,000						375,000	375,000	265,000	4,524	260,476
	Total Housing	2,509,500	-	-	-	-	-	2,509,500	2,509,500	1,733,525	201,615	1,531,910
COMMUNITY AMENITIES												
C107056	CCTV Refuse Site and Signage			9,500				9,500	9,500	9,500	-	9,500
C107057	Shed at Refuse Site	15,000						15,000	15,000	15,000	-	15,000
C107054	Cemetery Improvement						40,000	40,000	40,000	40,000	-	40,000
	Total Community Amenities	15,000	-	9,500	-	-	40,000	64,500	64,500	64,500	-	64,500

SHIRE OF WILUNA
NOTES TO THE STATEMENT OF FINANCIAL ACTIVITY
For the Period Ended 31 January 2018

Note 13: CAPITAL ACQUISITIONS

Account Number	Description	Budget by Asset Class						Budget			Actuals	
		Land & Buildings	Plant and Equipment	Furniture and Equipment	Roads	Airport	Other Infrastructures	Adopted Annual Budget	Amended Annual Budget	Amended YTD Budget	YTD Actual	Variance (Under)/Over
RECREATION AND CULTURE												
C111104	Recreation Centre Upgrade	15,000						15,000	15,000	15,000	11,458	3,542
C111106	CCTV			6,315				6,315	6,315	6,315	3,384	2,931
C112100	Pool Repairs Upgrade	20,000						20,000	20,000	20,000	-	20,000
C112101	Pool Equipment			80,000				80,000	80,000	80,000	-	80,000
	Total Recreation and Culture	35,000	-	86,315	-	-	-	121,315	121,315	121,315	14,842	106,474
TRANSPORT												
Street and Road Construction:												
C121001	Wongawol Road				155,750			155,750	155,750	155,750	-	155,750
C121002	Wongawol Road				950,000			950,000	950,000	950,000	1,091	948,909
C121005	Install Water Bores				100,000			100,000	100,000	58,331	4,990	53,341
C121010	Granite Peak Road				600,000			600,000	600,000	600,000	2,611	597,389
C121011	Wiluna North Road				843,559			843,559	843,559	843,559	-	843,559
C121013	Sandstone Wiluna				54,000			54,000	54,000	31,500	-	31,500
C121017	Yeelirrie Meekatharra Rd				10,000			10,000	10,000	5,831	-	5,831
C121018	Granite Peak Lake Violet Blackspot				97,500			97,500	97,500	56,875	26,000	30,875
C121019	Bridal Face Rd				60,000			60,000	60,000	35,000	-	35,000
C121020	Water Drainage				50,000			50,000	50,000	29,169	-	29,169
C121006	Trenton-Jones Sts-Council				-			-	-	-	-	-
	Sub Total	-	-	-	2,920,809	-	-	2,920,809	2,920,809	2,766,015	34,692	2,731,323
Road Plant Purchases												
C123127	Works Ute		35,000					35,000	35,000	35,000	25,856	9,144
C123226	Self Bunded Fuel Tank		25,000					25,000	25,000	25,000	12,884	12,116
C123125	EMEDS Vehicle		45,000					45,000	45,000	45,000	-	45,000
C123239	SAM Trailer		16,530					16,530	16,530	16,530	16,784	(254)
C121022	Depot CCTV Upgrade			10,000				10,000	10,000	10,000	-	10,000
C121023	Depot Shed	100,000						100,000	100,000	-	22,276	(22,276)
C121024	Depot Improvements	200,000						200,000	200,000	200,000	6,745	193,255
C123126	Work's Manager Vehicle							-	-	-	-	-
C122001	Depot Shed (do not use)							-	-	-	-	-
	Sub Total	300,000	121,530	10,000	-	-	-	431,530	431,530	331,530	84,546	246,984
Airport												
C126264	Airport Terminal							-	-	-	1,527	(1,527)
C126265	Airport Shed					20,000		20,000	20,000	20,000	-	20,000
C126266	Perimeter Fence Widen Taxiway					120,004		120,004	120,004	120,004	-	120,004
	Sub Total	-	-	-	-	140,004	-	140,004	140,004	140,004	1,527	138,477
	Total Transport	300,000	121,530	10,000	2,920,809	140,004	-	3,492,343	3,492,343	3,237,549	120,765	3,116,784

SHIRE OF WILUNA
NOTES TO THE STATEMENT OF FINANCIAL ACTIVITY
For the Period Ended 31 January 2018

Note 13: CAPITAL ACQUISITIONS

Account Number	Description	Budget by Asset Class						Budget			Actuals	
		Land & Buildings	Plant and Equipment	Furniture and Equipment	Roads	Airport	Other Infrastructures	Adopted Annual Budget	Amended Annual Budget	Amended YTD Budget	YTD Actual	Variance (Under)/Over
ECONOMIC SERVICES												
C132157	Heritage/Interpretive Centre	320,752						320,752	320,752	187,103	130,781	56,323
C132160	Heritage & Interpretive Displays			250,000				250,000	250,000	-	-	-
C132161	Heritage & Interpretive Security System			6,000				6,000	6,000	6,000	-	6,000
C132159	Main Street Beautification (Wotton St)						600,000	600,000	600,000	350,000	8,630	341,370
C132341	Red Hill/North Pool Site Development						20,000	20,000	20,000	11,669	5,502	6,167
C132343	Caravan Site						245,000	245,000	245,000	142,919	7,994	134,925
W147428	WIP - Caravan Park	-						-	-	-	-	-
C132156	Heritage Centre - Art Gallery Fit Out	-						-	-	-	-	-
C132344	RV Dump Point						5,000	5,000	5,000	5,000	-	5,000
C134100	Water Supply						150,000	150,000	150,000	87,500	-	87,500
	Total Economic Services	320,752	-	256,000	-	-	1,020,000	1,596,752	1,596,752	790,191	152,906	637,285
OTHER PROPERTY AND SERVICES												
C142102	Administration Vehicle		40,000					40,000	40,000	40,000	-	40,000
C142110	EMCED Vehicle		45,000					45,000	45,000	-	-	-
C142111	Records Storage Facility			20,000				20,000	20,000	-	7,138	(7,138)
C142112	Historical Items Storage Facility			20,000				20,000	20,000	20,000	-	20,000
C142104	IT Equipment			40,000				40,000	40,000	23,331	-	23,331
C142105	Server Upgrade			40,000				40,000	40,000	40,000	-	40,000
C142106	Admin Furnishings			80,000				80,000	80,000	46,669	-	46,669
C147183	New Administration Building	5,000,000						5,000,000	5,000,000	2,916,669	974,404	1,942,265
C147184	Electrical Power Supply to New Admin Building	100,000						100,000	100,000	58,331	5,483	52,848
C147185	Telephone System New Admin Building	14,500						14,500	14,500	14,500	-	14,500
C142108	Transportable Offices (Donga)	-						-	-	-	-	-
C147182	New Administration Building (Inactive)	-						-	-	-	-	-
WPO5600	Work in Progress - Building	-						-	-	-	-	-
	Total Other Property and Services	5,114,500	85,000	200,000	-	-	-	5,399,500	5,399,500	3,159,500	987,024	2,172,476
	TOTALS	8,312,252	713,530	561,815	2,920,809	140,004	1,060,000	13,708,410	13,708,410	9,403,580	1,482,419	7,921,161
								Adopted	Amended Annual	YTD Budget	YTD Actual	
	Land & Buildings							8,312,252	8,312,252	5,177,628	1,354,832	3,822,796
	Plant & Equipment							713,530	713,530	441,030	58,720	382,310
	Furniture & Equipment							561,815	561,815	241,815	10,521	231,294
	Roads							2,920,809	2,920,809	2,766,015	34,692	2,731,323
	Airport							140,004	140,004	140,004	1,527	138,477
	Other Infrastructure							1,060,000	1,060,000	637,088	22,126	614,962
	WIP							-	-	-	-	-
	TOTALS							13,708,410	13,708,410	9,403,580	1,482,419	7,921,161

Appendix 9.2.2

List of Accounts Paid by Authority 01/01/2018 to 31/01/2018				
Chq/EFT	Date	Name	Description	Amount
64	02-01-2018	ANZ BANK MERCHANT FEE	PAYMENT	-63.95
64	02-01-2018	BWAMS FEE	PAYMENT	-82.60
64	02-01-2018	ANZ BANK MERCHANT FEE	PAYMENT	-446.83
64	09-01-2018	ANZ TRANSACTIVE FEE	PAYMENT	-260.29
64	25-01-2018	ACCOUNT SERVICE FEE	PAYMENT	-22.00
DD3458.1	10-01-2018	Debbie R Kiwi	PAYMENT	-100.00
T118	10-01-2018	Debbie R Kiwi	GYM KEY BOND REFUND D.R. KIWI T118	100.00
DD3480.1	05-01-2018	WA Local Government Superannuation Plan	Staff Superannuation - PAYMENT	-4144.97
DD3480.2	05-01-2018	Kinetic Super	Staff Superannuation - PAYMENT	-487.50
DD3480.3	05-01-2018	Australian Super	Staff Superannuation - PAYMENT	-198.69
DD3480.4	05-01-2018	Colonial First State-First Choice Superannuation Trust	Staff Superannuation - PAYMENT	-1103.84
DD3480.5	05-01-2018	Statewide Super	Staff Superannuation - PAYMENT	-365.39
DD3480.6	05-01-2018	BT Super for Life	Staff Superannuation - PAYMENT	-45.96
DD3480.7	05-01-2018	Australian Super VIC	Staff Superannuation - PAYMENT	-130.56
DD3513.1	23-01-2018	Western Australian Treasury Corporation	PAYMENT	-3607.33
GFEEs	23-01-2018	Western Australian Treasury Corporation	Government Guarantee Fee from 01/12/17 to 31/12/17	3607.33
DD3520.1	25-01-2018	Telstra Corporation	PAYMENT	-8526.80
0921434100	25-01-2018	Telstra Corporation	Phone bill - Unit 1/30 Scotia St (Old CEO house), 30 Scotia St, Airport, CEO office modem, Depot fax, Temp admin office outgoing phone, Temp admin office incoming phone, DCEO home phone, Heritage centre, Consultants house, DCEO mobile phone, EMTS mobile phone, PM mobile phone, EMCCS mobile phone, Bldg Maint officer mobile phone, Depot internet, CEO mobile phone, Tmb business 8gb, Tmb business 8gb, Tmb business 8gb, Tmb business 8gb, Unit 5/30 Scotia St (fax), CEO home fax, ISDN 2 Enhanced, N9064105R, N9714883R, Other charges and credit for this bill, Rounding (gst excl), Credit	3623.64

**List of Accounts Paid by Authority
01/01/2018 to 31/01/2018**

Chq/EFT	Date	Name	Description	Amount
092 1434 100	25-01-2018	Telstra Corporation	Phone bill - Airport, Temp admin outgoing phone, DCEO mobile phone, EMTS mobile phone, Bldg Maint Officer mobile phone, CEO mobile phone, Internet/Data, Internet/Data, Internet/Data (DCEO), Other charges and credit for this bill, Rounding, Admin incoming phone	3996.75
3279365229	25-01-2018	Telstra Corporation	Phone bill - Internet/Data	756.41
0871078210	25-01-2018	Telstra Corporation	Phone Bill	150.00
DD3527.1	30-01-2018	Telstra Corporation	PAYMENT	-630.00
327 9365 229	30-01-2018	Telstra Corporation	Phone Bill	630.00
DD3540.1	19-01-2018	WA Local Government Superannuation Plan	Staff Superannuation - PAYMENT	-4007.67
DD3540.2	19-01-2018	Kinetic Super	Staff Superannuation - PAYMENT	-363.71
DD3540.3	19-01-2018	Australian Super	Staff Superannuation - PAYMENT	-102.53
DD3540.5	19-01-2018	Statewide Super	Staff Superannuation - PAYMENT	-735.82
DD3540.6	19-01-2018	BT Super for Life	Staff Superannuation - PAYMENT	-197.56
DD3540.7	19-01-2018	Australian Super VIC	Staff Superannuation - PAYMENT	-122.54
DD3542.1	05-01-2018	Colonial First State-First Choice Superannuation Trust	Staff Superannuation - PAYMENT	-807.69
DD3542.2	19-01-2018	Colonial First State-First Choice Superannuation Trust	Staff Superannuation - PAYMENT	-296.15
DD3553.1	15-01-2018	3E Advantage Pty Limited	PAYMENT	-3645.52
INV-06007-V2F75S8	15-01-2018	3E Advantage Pty Limited	Printing Managed Services December 2017	3645.52
DD3554.1	22-01-2018	BP Australia Pty Ltd	PAYMENT	-471.27
100296657	22-01-2018	BP Australia Pty Ltd	Bp Charges 01.12.2017 to 31.12.2017	471.27

**List of Accounts Paid by Authority
01/01/2018 to 31/01/2018**

Chq/EFT	Date	Name	Description	Amount
DD3557.1	31-01-2018	ANZ Bank Credit Card	PAYMENT	-5140.82
<i>DEC-17 CC</i>	<i>31-01-2018</i>	<i>Colin Bastow</i>	<i>Xmas gift</i>	<i>192.00</i>
<i>CHARGES</i>			<i>Xmas gift</i>	<i>114.00</i>
			<i>Christmas party supplies</i>	<i>22.00</i>
			<i>Christmas party supplies</i>	<i>169.00</i>
			<i>Staff gift cards</i>	<i>500.00</i>
			<i>Staff gift cards</i>	<i>500.00</i>
			<i>Staff gift cards</i>	<i>500.00</i>
			<i>Christmas cards</i>	<i>7.50</i>
			<i>Fuel WU1</i>	<i>94.05</i>
			<i>Home phone & ADSL (Warren Olsen)</i>	<i>90.40</i>
			<i>Fuel WU1</i>	<i>86.76</i>
			<i>2017-18 Membership</i>	<i>390.75</i>
			<i>Home phone & ADSL (Tracey Luke)</i>	<i>89.90</i>
			<i>Office 365 business monthly subscription</i>	<i>13.20</i>
<i>DEC-17 CC</i>	<i>31-01-2018</i>	<i>Angela Hoy</i>	<i>Replacement of missing tools</i>	<i>443.50</i>
<i>CHARGES</i>			<i>Discovery park - Kalgoorlie</i>	<i>123.30</i>
			<i>Christmas provisions</i>	<i>32.93</i>
			<i>Christmas provisions</i>	<i>308.90</i>
			<i>Christmas decorations</i>	<i>115.00</i>
			<i>Passport photos re working with children</i>	<i>36.90</i>
			<i>Christmas decorations</i>	<i>18.00</i>
			<i>Replacement of missing tools</i>	<i>172.40</i>
			<i>Guardian door knob set</i>	<i>28.29</i>
			<i>Guardian door knob set</i>	<i>113.16</i>
			<i>Drill bit set</i>	<i>7.90</i>
			<i>Door stop cushion</i>	<i>15.00</i>
			<i>Masking tape</i>	<i>7.80</i>
			<i>Paintbrush synthetic shurline 75mm</i>	<i>17.98</i>
			<i>Adhesive contact parfix</i>	<i>30.90</i>
			<i>Paintbrush synthetic shurline 50mm</i>	<i>12.45</i>
			<i>Paintbrush synthetic shurline 100mm</i>	<i>21.50</i>

**List of Accounts Paid by Authority
01/01/2018 to 31/01/2018**

Chq/EFT	Date	Name	Description	Amount
			<i>Paintbrush brush monarch 75mm</i>	<i>13.10</i>
			<i>Screws T/Pine Zenith</i>	<i>33.00</i>
			<i>Stair tread T/Pine</i>	<i>21.00</i>
			<i>Pine moulding</i>	<i>108.30</i>
			<i>Plaster mate 45mm zinc</i>	<i>25.00</i>
			<i>Cutting disc makita</i>	<i>14.90</i>
			<i>Festive lights</i>	<i>24.00</i>
			<i>Drain cleaning toolkit</i>	<i>26.25</i>
			<i>Lubricant WD40</i>	<i>20.70</i>
			<i>Festive lights</i>	<i>79.00</i>
			<i>Provisions - Rec Centre re Programme</i>	<i>34.80</i>
			<i>Provisions - Rec Centre re Programme</i>	<i>30.05</i>
			<i>Working with children application - Angela</i>	<i>84.00</i>
			<i>Working with children application - Les</i>	<i>84.00</i>
			<i>Provisions - Rec Centre re Programme</i>	<i>65.89</i>
			<i>Two mattress protectors</i>	<i>84.00</i>
			<i>Diesel</i>	<i>151.29</i>
			<i>Accommodation Angela Hoy (New Staff Housing)</i>	<i>-100.00</i>
<i>DEC-17 CC</i>	<i>31-01-2018</i>	<i>Tracey Luke</i>	<i>Fuel - Rav4</i>	<i>66.07</i>
<i>CHARGES</i>				
EFT5759	12-01-2018	Great Southern Toyota	PAYMENT	-2846.00
R131100306	11-01-2018	Great Southern Toyota	LC200 Toyota Land Cruiser as per quote 21106, Luxury Car Tax, Rego, Trade in Allowed	2846.00
EFT5760	12-01-2018	NEW-GEN SOLUTIONS t/a FSN Consulting Services	PAYMENT	-4118.07
IV00000000017	11-01-2018	NEW-GEN SOLUTIONS t/a FSN Consulting Services	Supply and install Paradox Inception security system at Rec Centre, include alarm enclosures and power supplies, zone expansion module, RF expansion module, 2 x electronic door locks, card readers, Rex emergency buttons, access cards includes 28 hours labour and freight charge of \$200.00	3722.07
IV00000000016	11-01-2018	NEW-GEN SOLUTIONS t/a FSN Consulting Services	Maintenance of Heritage Centre CCTV and alarm system. Maintenance of Art Gallery Alarm system. Maintenance of Rec Centre CCTV and alarm system	396.00

**List of Accounts Paid by Authority
01/01/2018 to 31/01/2018**

Chq/EFT	Date	Name	Description	Amount
EFT5761	12-01-2018	Teakle & Lalor	PAYMENT	-10521.50
2659	12-01-2018	Teakle & Lalor	Preparation of plans and Tender documents for refurbishment of Club Hotel on Fee for Services" basis"	10521.50
EFT5762	18-01-2018	Rox Resources Limited	PAYMENT	-3327.98
A1804	17-01-2018	Rox Resources Limited	Rates refund for assessment A1804 LOT P53/01497 MINING WILUNA WA 6646	45.57
A2385	17-01-2018	Rox Resources Limited	Rates refund for assessment A2385 LOT E53/01910 MINING WILUNA WA 6646	829.05
A1159	17-01-2018	Rox Resources Limited	Rates refund for assessment A1159 LOT E53/01465 MINING WILUNA WA 6646	777.20
A1088	17-01-2018	Rox Resources Limited	Rates refund for assessment A1088 LOT E53/01250 MINING WILUNA WA 6646	1243.58
A1079	17-01-2018	Rox Resources Limited	Rates refund for assessment A1079 LOT E53/01219 MINING WILUNA WA 6646	432.58
EFT5763	18-01-2018	Wiluna Traders	PAYMENT	-648.45
690827	17-01-2018	Wiluna Traders	Supply 6 x bottles of water for depot operations	96.00
690700	17-01-2018	Wiluna Traders	60 litres of petrol for lawn mowers	100.14
682722	18-01-2018	Wiluna Traders	Fresh and Frozen Food plus various misc. items for the Staff and Councillor Christmas Party on 13 December 2017.	452.31
EFT5764	18-01-2018	Toll Ipec	PAYMENT	-1138.03
1208	17-01-2018	Toll Ipec	Freight charges	1138.03
EFT5765	18-01-2018	J Blackwood & Son Pty Limited	PAYMENT	-648.96
PENR5793	17-01-2018	J Blackwood & Son Pty Limited	P/N 02322225 Screen Urinal Wave2 Cotton Blossom - Public Toilets	43.38
PENR5794	17-01-2018	J Blackwood & Son Pty Limited	P/N 01950758 Kit Spill Prosafe Oil W240 Mobile 240 litre - Works Depot, P/N 02180598 Sanitiser Deo N/Fork R/Forrest Pink 15L - Public Toilets	605.58
EFT5766	18-01-2018	Australia Post	PAYMENT	-282.93
1007067332	17-01-2018	Australia Post	Postal Charges - Period Ending 31/12/2017	282.93

**List of Accounts Paid by Authority
01/01/2018 to 31/01/2018**

Chq/EFT	Date	Name	Description	Amount
EFT5767	18-01-2018	Railway Motel & Function Centre	PAYMENT	-1192.00
117945	17-01-2018	Railway Motel & Function Centre	1 Nights Accommodation for Colin Bastow, Jim Quadrio and Peter Grundy, with meals as required., In 30 November - Out 1 December.	182.00
117429	17-01-2018	Railway Motel & Function Centre	2 x Standard Rooms In 16/11/2017 - Out 17/11/2017. Meals as required., Colin Bastow and Angela Hoy, 1 x Standard Rooms In 16/11/2017 - Out 17/11/2017. Meals as required., Cr Caroline Thomas	288.50
117435	17-01-2018	Railway Motel & Function Centre	2 x Standard Rooms In 16/11/2017 - Out 17/11/2017. Meals as required., Colin Bastow and Angela Hoy, 1 x Standard Rooms In 16/11/2017 - Out 17/11/2017. Meals as required., Cr Caroline Thomas	175.50
117946	17-01-2018	Railway Motel & Function Centre	1 Nights Accommodation for Colin Bastow, Jim Quadrio and Peter Grundy, with meals as required., In 30 November - Out 1 December.	182.00
117948	17-01-2018	Railway Motel & Function Centre	1 Nights Accommodation for Colin Bastow, Jim Quadrio and Peter Grundy, with meals as required., In 30 November - Out 1 December.	182.00
117431	17-01-2018	Railway Motel & Function Centre	2 x Standard Rooms In 16/11/2017 - Out 17/11/2017. Meals as required. Colin Bastow and Angela Hoy, 1 x Standard Rooms In 16/11/2017 - Out 17/11/2017. Meals as required., Cr Caroline Thomas	182.00
EFT5768	18-01-2018	Ngangganawili Aboriginal Health Services	PAYMENT	-137.10
43470	17-01-2018	Ngangganawili Aboriginal Health Services	Extended medical consultation – staff workers compensation	137.10
EFT5769	18-01-2018	BOC Gases Australia Limited	PAYMENT	-87.61
4018002361	17-01-2018	BOC Gases Australia Limited	R020G Oxygen Industrial G Size, R040G Dissolved Acetylene G Size, R065G Argoshield Universal G Size, R400C Oxygen medical C Size, RAU900PAL Pallet	87.61
EFT5770	18-01-2018	IT Vision Australia Pty Ltd	PAYMENT	-1210.00
29099	17-01-2018	IT Vision Australia Pty Ltd	Synergy soft Email RA functionality. As Per Quote No. 5392	1210.00

**List of Accounts Paid by Authority
01/01/2018 to 31/01/2018**

Chq/EFT	Date	Name	Description	Amount
EFT5771	18-01-2018	Goodwork Holdings Pty Ltd	PAYMENT	-65079.30
INV-101602	18-01-2018	Goodwork Holdings Pty Ltd	Sydney Heads Road slk 0 - 89, Carnegie - Glenayle slki 0 - 88, Yeelirrie Rd slki 0 - 50, Yeelirrie - Meekatharra Rd, slki 0 - 87, Sandstone Wiluna slki 0 - 97 - Hit and miss medium grade on corrugated roads. Do not touch any flood damaged areas. Clear any drains no damaged by floods, reform batters and remove vegetation where required from spoon drains. Ensure levels on spoon drains are lower than road. Please ensure grader docketts clearly marked maintenance grading with daily slk rate achieved.	9619.50
INV-101598	18-01-2018	Goodwork Holdings Pty Ltd	Sydney Heads Road slk 0 - 89, Carnegie - Glenayle slki 0 - 88, Yeelirrie Rd slki 0 - 50, Yeelirrie - Meekatharra Rd, slki 0 - 87, Sandstone Wiluna slki 0 - 97 - Hit and miss medium grade on corrugated roads. Do not touch any flood damaged areas. Clear any drains no damaged by floods, reform batters and remove vegetation where required from spoon drains. Ensure levels on spoon drains are lower than road. Please ensure grader docketts clearly marked maintenance grading with daily slk rate achieved.	38115.00
INV-101601	18-01-2018	Goodwork Holdings Pty Ltd	Sydney Heads Road slk 0 - 89, Carnegie - Glenayle slki 0 - 88, Yeelirrie Rd slki 0 - 50, Yeelirrie - Meekatharra Rd, slki 0 - 87, Sandstone Wiluna slki 0 - 97 - Hit and miss medium grade on corrugated roads. Do not touch any flood damaged areas. Clear any drains no damaged by floods, reform batters and remove vegetation where required from spoon drains. Ensure levels on spoon drains are lower than road. Please ensure grader docketts clearly marked maintenance grading with daily slk rate achieved.	12705.00
INV-101595	18-01-2018	Goodwork Holdings Pty Ltd	Granite Peak - Lake Violet Rd - opening up of running surface only from flood damage AGRN743 - do not touch any flood affected batters or drains slk - o - slk 80 - ensure grader docketts are clearly marked with flood damage and daily slk rate	283.80

**List of Accounts Paid by Authority
01/01/2018 to 31/01/2018**

Chq/EFT	Date	Name	Description	Amount
INV-101597	18-01-2018	Goodwork Holdings Pty Ltd	WANDARRA AGRN743 - Carnegie Glenayle - opening up of running surface caused by flood damage. do not touch any flood affected drains or batters slk 0 - 88, WANDARRA AGRN743 - Yeelirrie Rd - opening up of running surface caused by flood damage. do not touch any flood affected drains or batters slk 0 - 49, WANDARRA AGRN743 - Sandstone Wiluna Rd - opening up of running surface caused by flood damage. do not touch any flood affected drains or batters slk 0 - 97, WANDARRA AGRN743 - Yeelirrie Meekatharra Rd - opening up of running surface caused by flood damage. do not touch any flood affected drains or batters slk 0 - 86	2450.25
INV-101593	18-01-2018	Goodwork Holdings Pty Ltd	AGRN734 - North Pool Rd, opening up of running surface only in flood damaged areas, do not touch flood affected drains or batters. Please ensure grader docketts are clearly marked flood damaged with daily slk rate achieved	1905.75
EFT5772	18-01-2018	LGIS	PAYMENT	-10428.00
156-016597	18-01-2018	LGIS	Conduct a Needs Analysis of Shire Staff and Train Staff in the Shire's HR Policies such as Bullying, Harassment and Discrimination in the Workplace. Date to be Determined. Plus Travel, Planning and design of the Needs Analysis of Shire Staff and Train Staff in the Shire's HR Policies such as Bullying, Harassment and Discrimination in the Workplace.	10428.00
EFT5773	18-01-2018	Katrina Anne Boylan	PAYMENT	-57.88
REIMBURSE1	17-01-2018	Katrina Anne Boylan	Popping Corn (Woolworths), Cordial (IGA)	57.88
EFT5774	18-01-2018	Greenfield Technical Services	PAYMENT	-8789.00
INV-0403	18-01-2018	Greenfield Technical Services	Fair Value Report (ROADS) and update RAMM/ROMAN Database	3762.00
INV-0410	18-01-2018	Greenfield Technical Services	Please complete a Proposed Road Upgrade Site inspection as per the quote dated the 2nd Dec 2017 Scope of work to include travel from Geraldton to Wiluna, complete full assessment of Barwidgee Road in its current condition. Please assess Horizontal and vertical geometry, Drainage, Road width and shape, Intersections and grids, Standard of construction and nature of gravel wearing courses. Please invoice the Shire when works are completed as Echo Resources will be paying for the works to be done in connection with the future Road User Agreement to be developed.	5027.00

**List of Accounts Paid by Authority
01/01/2018 to 31/01/2018**

Chq/EFT	Date	Name	Description	Amount
EFT5775	18-01-2018	Elite Electrical Contracting Pty Ltd	PAYMENT	-1810.46
W1782	18-01-2018	Elite Electrical Contracting Pty Ltd	Air-conditioning not working properly, and water running down wall, please check and service as required - Unit 2/30 Scotia St, as reported by MF, Test Christmas lights are operational, and safe to use - old lights found in the Shire garage E119002	231.00
00024649	18-01-2018	Elite Electrical Contracting Pty Ltd	Please supply sprinkler heads for unit 1/30 scotia St. 15 x Holman Sprinkler small Ezy Guard, Please supply sprinkler heads for unit 2/30 Scotia St. 15 x Holman Sprinkler small Ezy Guard, Please supply sprinkler heads for unit 3/30 Scotia St. 5 x Holman 15 inch Nozzle and Filter Sprinkler - 2 pack, Please supply sprinkler heads for unit 4/30 Scotia St. K rain 15ft Female variable Spray Nozzle - 10 pack x 2units, Please supply Holman Rain 100mm Pro s Pop up Adjustable Spray Sprinkler - 20 units, Please supply Holman 50mm Adjustable Pop up Sprinkler - 6 pack, Please supply K rain 4 inch K1 Gear Drive Sprinkler x 6, Please supply hunter 6940 gear drive sprinkler for oval	1579.46
EFT5776	18-01-2018	RSEA Pty Ltd	PAYMENT	-1566.60
5407131A	17-01-2018	RSEA Pty Ltd	I/C 335002 Cone traffic (OS) 450mm cone w' reflective sleeve and black base	1566.60
EFT5777	18-01-2018	Colin Bastow	PAYMENT	-16.90
REIMBURSE1	17-01-2018	Colin Bastow	WU 1 number plate change	16.90
EFT5778	18-01-2018	Olsen Warren Keith	PAYMENT	-331.05
REIMBURSE1	17-01-2018	Olsen Warren Keith	Vista Print - Custom Rubber Stamps (x3), 47.95L diesel for DCEO car - Swagman Roadhouse Mt Magnet, Diesel for DCEO car - BP Roadhouse Wubin, 55.00L diesel for DCEO car - BP Connect East Perth, 23.00L diesel for DCEO car - BP Roadhouse Wubin, 29.01L diesel for DCEO car - Swagman Roadhouse Mt Magnet	331.05
EFT5779	18-01-2018	Hille, Thompson & Delfos	PAYMENT	-2794.00
0017959	18-01-2018	Hille, Thompson & Delfos	Please complete a feature survey as per your invitation to quote at lots 14 & 16 Trenton St, and Lot 87,88 & 90 Lennon St Reserve 35768, includes mobilisation costs of \$ 930.00	2794.00
EFT5780	18-01-2018	Teakle & Lalor	PAYMENT	-7172.00
2671	18-01-2018	Teakle & Lalor	Preparation of plans and Tender documents for refurbishment of Club Hotel on Fee for Services" basis"	7172.00

**List of Accounts Paid by Authority
01/01/2018 to 31/01/2018**

Chq/EFT	Date	Name	Description	Amount
EFT5781	18-01-2018	Terpkos Engineering Pty Ltd	PAYMENT	-1837.00
TE 17284	18-01-2018	Terpkos Engineering Pty Ltd	Engineering questions for checking on RFI's issued by Teakle and Laylor including technical queries and checking shop drawings	1837.00
EFT5782	18-01-2018	Farmer Jacks	PAYMENT	-1003.88
00008957	18-01-2018	Farmer Jacks	550 Sausages and 20kg Fresh Sliced Onions. For the Annual Shire Christmas Party.	1003.88
EFT5783	18-01-2018	Momentum Industries Pty Ltd	PAYMENT	-209.00
20159703/01	17-01-2018	Momentum Industries Pty Ltd	2 x Australian National Flags, 2 x Aboriginal Flags	209.00
EFT5784	18-01-2018	WML CONSULTANTS PTY LTD	PAYMENT	-8063.00
24315	18-01-2018	WML CONSULTANTS PTY LTD	Please complete Geo Technical reports as per your invitation to quote submission at lots 14 & 16 Trenton St, and lot 87,88 & 90 Lennon St reserve 35768	8063.00
EFT5785	18-01-2018	Shire of Wiluna	PAYMENT	-2328.62
210	18-01-2018	Shire of Wiluna	Inv 182246855 - Supplementary Processing Fee for PAX charges Nov 2017, Inv 182258361 - Billing service fee for usage charge to 30 Nov 2017, Inv 182258362 - Billing service fees and charges (Flight data)	2328.62
EFT5786	18-01-2018	Vault 21 Pty Ltd	PAYMENT	-6490.00
00001300	18-01-2018	Vault 21 Pty Ltd	SSA Renewal	2860.00
00001301	18-01-2018	Vault 21 Pty Ltd	For Site Visit from the 17 November 2017 to 20 November 2017	3630.00
EFT5787	23-01-2018	Lavenia Ratabua	PAYMENT	-1300.00
ANNAIRFARES	23-01-2018	Lavenia Ratabua	Annual airfares anniversary 28/01/2018	1300.00
EFT5788	23-01-2018	Tevita Vonolagi	PAYMENT	-1300.00
ANNAIRFARES	23-01-2018	Tevita Vonolagi	Annual airfares anniversary 08/01/2018	1300.00

**List of Accounts Paid by Authority
01/01/2018 to 31/01/2018**

Chq/EFT	Date	Name	Description	Amount
EFT5789	25-01-2018	Horizon Power (Regional Power Corporation)	PAYMENT	-132943.23
RPDDB0035476	25-01-2018	Horizon Power (Regional Power Corporation)	Supply and installation of new power pillar, includes underground caballing, planning and road closure, mob and demob from Meekatharra, trenching along side and inside road, full reinstatement of road and trenched areas as per estimated quote and design drawing MWP0067	132943.23
EFT5790	29-01-2018	Department of Primary Industries and Regional Development	PAYMENT	-845990.74
CLGF31012018	29-01-2018	Department of Primary Industries and Regional Development	Country Local Government Fund 2011-12 and 2012-13 Individual Financial Assistance Agreement Default - (CLGF - Shire of Wiluna)	845990.74
EFT5791	30-01-2018	WesTrac Pty Ltd	PAYMENT	-10521.64
SI 1312806	29-01-2018	WesTrac Pty Ltd	Degrease diagnose and repair stick cylinder hydraulic lines (2hrs) and travel Meekatharra to Wiluna return 400kms	10521.64
EFT5792	30-01-2018	Wiluna Traders	PAYMENT	-1341.06
673406	29-01-2018	Wiluna Traders	Unleaded fuel for lawn mower, whipper snipper	100.28
674557	29-01-2018	Wiluna Traders	Diesel for office generators	195.65
690817	29-01-2018	Wiluna Traders	supply of cleaning products, 1 x broom, 1 x dustpan, 1 x large packet of toilet paper, dishwashing detergent, and packet of dish cloths, packet of rubbish bags, 2 x bottles of water	71.23
692198	29-01-2018	Wiluna Traders	Please supply 15Ltrs Neverfail Mineral Water - Works Depot	100.00
675952	29-01-2018	Wiluna Traders	Please provide diesel (full tank) to Mitsubishi Triton 1GCT873 - P110	100.64
674017	29-01-2018	Wiluna Traders	Please provide diesel (full tank) for Dual Cab Isuzu 1EDR204 - P083	158.71
673760	29-01-2018	Wiluna Traders	Please provide diesel (full tank) to Volvo Prime Mover - P082	505.37
673342	29-01-2018	Wiluna Traders	Please provide diesel (full tank) to Single cab ute Ford Ranger - P097	109.18
EFT5793	30-01-2018	Landgate	PAYMENT	-84.70
335649-10001007	29-01-2018	Landgate	Mining Tenements	84.70
EFT5794	30-01-2018	Urbis Pty Ltd	PAYMENT	-891.00
141613	29-01-2018	Urbis Pty Ltd	PA0708 - Shire of Wiluna General Planning Advice	891.00

**List of Accounts Paid by Authority
01/01/2018 to 31/01/2018**

Chq/EFT	Date	Name	Description	Amount
EFT5795	30-01-2018	Jason Signmakers	PAYMENT	-1050.39
182486	29-01-2018	Jason Signmakers	Removal of Rubbish Dump sign 900x600 (option B) 2mm aluminium, crop corners, post holes, Class 2 with UV over laminate., Shire of WILUNA, REMOVAL OF ANY GOODS , FROM RUBBISH DUMPS IS , STRICTLY PROHIBITED , & OFFENDERS WILL BE PROSECUTED., 150 x 120 Self adhesive, white on blue class 2 Male Toilet - Oval Change Room, 150 x 120 Self adhesive, white on blue class 2 Female Toilet - Oval Change Room, 150 x 120 Self adhesive, white on blue class 2 Accessible Toilet - Oval Change Room, 900x600, double sided ,15mm crop, class 1, black on yellow, 2 mm aluminium fitted to quad stands - Signs, GRASS, SLASHING, MOWING IN , PROGRESS, 300x225 15mm crop, class 2, 2 aluminium white on green MUSTER POINT- Oval, 300x225 15mm crop, class 2, 2 aluminium white on green MUSTER POINT- Swimming Pool, 300x225 15mm crop, class 2, 2 aluminium white on green MUSTER POINT- Works Depot, 300x225 15mm crop, class 2, 2 aluminium white on green MUSTER POINT- Various areas	1050.39
EFT5796	30-01-2018	Globe Australia Pty Ltd	PAYMENT	-4378.00
19004266	29-01-2018	Globe Australia Pty Ltd	Aqua K Othrine 1Ltr, Carmel Carrier 20Ltrs	4378.00
EFT5797	30-01-2018	Moore Stephens	PAYMENT	-1100.00
305028	29-01-2018	Moore Stephens	Assist with the preparation of the Shire Integrated Panning & Reporting Framework - Component 1: Strategic Community Planning - As per quote September 2017, - Component 2: Corporate Business Planning - As per quote September 2017, - Component 3: Strategic Resource Planning - As per quote September 2017, - Component 4: Workforce Planning - As per quote September 2017	1100.00
EFT5798		CANCELLED	CANCELLED	0.00
EFT5799	30-01-2018	Keith Anderson	PAYMENT	-13520.00
259	29-01-2018	Keith Anderson	Sorting out of Assets Register for the 2016/20178 Financial Statements. 84.5 Hours as Follows, 12 hours to Road Assets, 31 hours to Land & Building Reval, 31.5 hours to Other Assets, 10 hours to Balancing	13520.00
EFT5800	30-01-2018	Shire of Leonora	PAYMENT	-623.70
6938	29-01-2018	Shire of Leonora	Annual storage and distribution fee paid to Toll Priority who distribute from Perth to all visitor centres through out Western Australia (total cost \$2,835.00) between shire of Laverton, Menzies, Wiluna, Ngaanyajarraku and Leonora - \$567.00 plus GST)	623.70

**List of Accounts Paid by Authority
01/01/2018 to 31/01/2018**

Chq/EFT	Date	Name	Description	Amount
EFT5801	30-01-2018	Elite Electrical Contracting Pty Ltd	PAYMENT	-6885.57
W1794	29-01-2018	Elite Electrical Contracting Pty Ltd	Inspect and repair (if possible) faulty AC in Council Chamber	1361.23
W1789	29-01-2018	Elite Electrical Contracting Pty Ltd	Please supply new air conditioner in office at rec centre to replace old one, and supply new pump to replace broken pump as discussed on site. Please use Elite freight company	4370.44
W1767	29-01-2018	Elite Electrical Contracting Pty Ltd	Check/ensure electrical wirings in roof are all safe - U1/30 Scotia St	331.65
W1670	29-01-2018	Elite Electrical Contracting Pty Ltd	Inspect and repair blocked toilet - 60A Scotia St	310.75
W1790	29-01-2018	Elite Electrical Contracting Pty Ltd	Please check set box and re-set, as TV not working, please install 20mm tap, and 15mm tap for bore water use at DCEO's house as discussed on site. Taps to be at rear garden.	115.50
W1787	29-01-2018	Elite Electrical Contracting Pty Ltd	Please check why air-conditioning unit is leaking - service and repair as required at Recreation Centre	396.00
EFT5802	30-01-2018	Department of Planning, Lands and Heritage	PAYMENT	-528.00
LD189111	29-01-2018	Department of Planning, Lands and Heritage	Lest rent as per agreement 01/01/2018-30/06/2018	528.00
EFT5803	30-01-2018	Modus Design Pty Ltd	PAYMENT	-9493.00
468	29-01-2018	Modus Design Pty Ltd	Design and documentation for Wotton St Town Enhancement Project, Capital Project C132159	9493.00
EFT5804	30-01-2018	Belgravialeisure	PAYMENT	-31393.82
B024352	29-01-2018	Belgravialeisure	Management fees January 18 - Wiluna Swimming Pool	31393.82

**List of Accounts Paid by Authority
01/01/2018 to 31/01/2018**

Chq/EFT	Date	Name	Description	Amount
EFT5805	30-01-2018	Amaroo Contracting Services PTY LTD	PAYMENT	-9900.00
00000025	29-01-2018	Amaroo Contracting Services PTY LTD	Please remove old roof sheets and dispose of at tip . Install new roofing. Materials are already at site U1/30 Scotia St., Variation #1 Please remove old roof sheets on verandas and dispose waste at tip. Re-sheet verandas (materials provided by the Shire, already on site) U1/30 Scotia St., Install roof insulations (materials provided by the Shire, already on site), Remove and replace the HWS, TV antennas and any other objects that may be on the way.	7920.00
00000019	29-01-2018	Amaroo Contracting Services PTY LTD	Install shade sails up for pool season	1980.00
EFT5806	30-01-2018	Goodwork Holdings Pty Ltd	PAYMENT	-64664.35
INV-101608	30-01-2018	Goodwork Holdings Pty Ltd	Sydney Heads Road - Hit and miss medium grade on corrugated roads. Do not touch any flood damaged areas. Clear any drains no damaged by floods, reform batters and remove vegetation where required from spoon drains. Ensure levels on spoon drains are lower than road. Please ensure grader docketts clearly marked maintenance grading with daily slk rate achieved. slk 0 - 89	4174.50
INV-101610	30-01-2018	Goodwork Holdings Pty Ltd	Sydney Heads Road - Hit and miss medium grade on corrugated roads. Do not touch any flood damaged areas. Clear any drains no damaged by floods, reform batters and remove vegetation where required from spoon drains. Ensure levels on spoon drains are lower than road. Please ensure grader docketts clearly marked maintenance grading with daily slk rate achieved. slk 0 - 89	3784.00
INV-101612	30-01-2018	Goodwork Holdings Pty Ltd	Sydney Heads Road - Hit and miss medium grade on corrugated roads. Do not touch any flood damaged areas. Clear any drains no damaged by floods, reform batters and remove vegetation where required from spoon drains. Ensure levels on spoon drains are lower than road. Please ensure grader docketts clearly marked maintenance grading with daily slk rate achieved. slk 0 - 89	14946.80

**List of Accounts Paid by Authority
01/01/2018 to 31/01/2018**

Chq/EFT	Date	Name	Description	Amount
INV-101611	30-01-2018	Goodwork Holdings Pty Ltd	Emergency works from recent rainfall on 30/12/17 - slk 195 - 200 - repair of 2 x washed out flood ways near Wongawol Station, make safe road and keep road as single bypass lane, build bund on side of road to prevent vehicles from crossing onto edge, ensure safety cones are present. Will require carting of additional gravel as most gravel has been washed down stream. Please proceed as per your email sent on the 09/01/18 - email attached to purchase order	5731.00
INV-101596	30-01-2018	Goodwork Holdings Pty Ltd	Granite Peak - Lake Violet Rd - Hit and miss medium grade on corrugated roads. Do not touch any flood damaged areas, reform batters and remove vegetation where required from spoon drains. Ensure levels on spoon drains are lower than road. Please ensure grader docketts are clearly marked maintenance grading with daily slk rate achieved slk 0 -152	28380.00
INV-101603	30-01-2018	Goodwork Holdings Pty Ltd	WANDARRA AGRN743 - Sydney Heads Rd - opening up of running surface caused by flood damage. do not touch any flood affected drains or batters slk 0 - 90	1089.00
INV-101607	30-01-2018	Goodwork Holdings Pty Ltd	Road trip with the Executive Manager Technical services and Goodworks Manager to assess recent storm damage, road complaints and existing condition of roads. Please also provide light lunch, and drinks for road trip.	800.00
INV-101594	30-01-2018	Goodwork Holdings Pty Ltd	Sydney Heads Road - Hit and miss medium grade on corrugated roads. Do not touch any flood damaged areas. Clear any drains no damaged by floods, reform batters and remove vegetation where required from spoon drains. Ensure levels on spoon drains are lower than road. Please ensure grader docketts clearly marked maintenance grading with daily slk rate achieved. slk 0 - 89	5013.80
INV-101591	30-01-2018	Goodwork Holdings Pty Ltd	Please urgently push up new building materials area and cover up using dirt on-site due to Shire Traxcavator not currently operational	745.25
PE05/01/2018	05-01-2018	Payroll Ending 05.01.2018	PAYMENT	-43009.33
PE19/01/2018	19-01-2018	Payroll Ending 19.01.2018	PAYMENT	-43810.13
Total List of Accounts Paid by Authority:				-\$ 1,404,971.97

Appendix 9.2.□

Shire of Wiluna
INVESTMENT REGISTER
31-Jan-18

Account or Contract note	Type	Institution	Term Days	Yield	Maturity	Investments Movement				
						Balance B/fwd	Transfers In	Actual Interest	Transfers Out	Closing Balance
Municipal Account Investments										
016307-337735	Municipal Call Deposit	ANZ	n/a	Varies	n/a	100,253.35	1,570,000.00	110.62	380,000.00	1,290,363.97
803205-60000	Fixed Term Deposit	Defence Bank	91	2.45%	30-Jan-18	3,000,000.00		18,324.66	3,018,324.66	0.00
633000-105306	Fixed Term Deposit	Bendigo	90	2.20%	01-Feb-18	2,500,000.00				2,500,000.00
028860	Fixed Term Deposit	NAB	91	2.40%	26-Feb-18	1,648,970.68				1,648,970.68
030477	Fixed Term Deposit	NAB	64	2.20%	04-Apr-18		2,000,000.00			2,000,000.00
Reserve Account Investments										
016286-230866	Reserve Call Deposit	ANZ	n/a	Varies	n/a	0.00	311,397.59			311,397.59
028853	Fixed Term Deposit	AMP Bank	91	2.30%	26-Feb-18	2,027,069.33				2,027,069.33
029050	Fixed Term Deposit	ME Bank	115	2.42%	29-Mar-18	1,427,357.59				1,427,357.59
10 0059	Fixed Term Deposit	WESTPAC	127	2.22%	03-Jan-18	2,000,000.00		15,448.77	2,015,448.77	0.00
029538	Fixed Term Deposit	WESTPAC	62	1.70%	06-Mar-18		1,215,448.77			1,215,448.77
16 037 391	Fixed Term Deposit	BoQ	154	2.35%	30-Jan-18	1,932,158.89		19,157.49	1,951,316.38	0.00
30479	Fixed Term Deposit	Defence Bank	92	2.45%	02-May-18		420,316.38			420,316.38
Total Investments						14,635,809.84	5,517,162.74	53,041.54	7,365,089.81	12,840,924.31
Represented By:				Percentage of Total						
L072300	Reserve - Airport			15.23%		1,125,182.77		5,271.50		1,130,454.27
L072100	Reserve - Asset Replacement			58.21%		4,299,501.72		20,143.23	1,035,511.65	3,284,133.30
L072200	Reserve - Computer			1.42%		104,678.88		490.42		105,169.30
L072400	Reserve - Leave			2.39%		176,520.51		827.00		177,347.51
L072500	Reserve - Wiluna Telecentre			0.22%		16,444.36		77.04		16,521.40
L072505	Reserve - Caravan Park			0.61%		45,388.84		212.65		45,601.49
L072506	Reserve - H & I Centre			7.79%		575,683.84		2,697.09	138,060.03	440,320.90
L072507	Reserve - Unspent Grants			14.12%		1,043,184.89		4,887.34	845,990.74	202,081.49
L072508	Reserve - Community Development			0.00%		0.00		0.00		0.00
Sub Total Reserves				100.00%		7,386,585.81	0.00	34,606.26	2,019,562.42	5,401,629.65
Muni Fund Term Deposits						7,148,970.68	2,000,000.00	18,324.66	3,018,324.66	6,148,970.68
Muni Fund Call Deposit Account						100,253.35	1,570,000.00	110.62	380,000.00	1,290,363.97
Sub Total Non-Reserves						7,249,224.03	3,570,000.00	18,435.28	3,398,324.66	7,439,334.65
Total Funds Invested						14,635,809.84	3,570,000.00	53,041.54	5,417,887.08	12,840,964.30

Move ment to and fro Reserve Account 2020

Jan-18

Unspent Grants Reserve L072507 **-\$845,990.74**
Represented by CLGF Repayment \$845,990.74

H & I Centre Reserve L072506 **-\$138,060.03**
Represented by Expenditure on H & I Centre \$138,060.03

Asset Replacement Reserve L072100 **-\$1,035,511.65**
Represented by:
* Expenditure on Staff Housing Project \$37,551.23
* Expenditure on Depot Shed \$22,276.51
* Expenditure on Depot Improvements \$1,280.40
* Expenditure on Admin Building Project \$974,403.51

TOTAL = **-\$2,019,562.42**



Senate Standing Committee on Rural and Regional Affairs and Transport
PO Box 6100
Parliament House
CANBERRA ACT 2600

Dear Members

Inquiry into the operation, regulation and funding of air route service delivery to rural, regional and remote communities

As members will be aware, Wiluna is an isolated community located more than 1,100 kilometres from Perth and more than 500 kilometres from the regional city of Kalgoorlie.

As a consequence of its distance from services and the lack of any other form of public transport, the community is reliant upon air transport both for travelling to Perth to access the vast range of services that are not available in Wiluna and for bringing contractors, consultants and specialised service providers to Wiluna. The high cost of air travel to and from Wiluna, therefore, has a significant impact throughout our community.

The Shire of Wiluna operates the Wiluna Aerodrome, which has 3 RPT flights in and 3 RPT flights out per week (on Mondays, Wednesdays, and Fridays) to/from Perth via Meekatharra and Mount Magnet. The general community (including the Shire, the local health service, and local (non-mining) businesses) can only access these RPT flights for their air travel needs. The cost of a return flight to or from Perth is approximately \$900.

There are also around 15 non-RPT flights per month (excluding Royal Flying Doctor Service flights), which include 10 or 11 charter flights using jet aircraft with a maximum take-off weight (MTOW) exceeding 40,000 kgs. Even if there are spare seats on these flights, they are unable to be accessed by the general public, or by local businesses, or by the Shire, or by the local health service.

In response to the Committee's inquiry, we wish to submit as follows:

Social and economic impacts of air route supply and airfare pricing

We should like to reiterate that the Wiluna community has no public transport alternatives to the 3 RPT air services per week, as there are no rail or bus services available to or from Wiluna.

There are significant economic and social impacts in our community as a consequence of:

-) The high cost of RPT airfares; and
-) The infrequency of RPT flights.

There is also an impact (albeit much smaller) from very restrictive luggage allowances as a consequence of the use of smaller aircraft, which is at least partly a consequence of the low-cost non-RPT charter operators taking most of the available passenger loadings.

We have not had time due to the deadline for submissions to do any detailed modelling across the whole local economy, but we can probably cite a few examples that may serve to illustrate the kind of impacts that individual business and organisations typically experience.

In regard to social impacts, the Shire may well not be the best-placed organisation to advise. Perhaps the local school or the local medical service will also make a submission to the Committee. But we suppose that the high cost of RPT airfares would reduce the opportunities for people in the community to travel to access services and cultural events, educational opportunities, and to socialise with family and friends in the metropolitan area.

With that disclaimer, we present the following examples in respect of social and economic impacts arising from infrequency and the high cost of air services.

Example One – Access to Health Services

The community is serviced by a local hospital/health centre operated by Ngangganawili Aboriginal Health Service (NAHS). The services are generally excellent so far as they go, but patients often need to be referred to more specialised services not available within Wiluna.

Emergency medical evacuations are undertaken by the Royal Flying Doctor Service (RFDS) and the Shire imposes neither landing fees nor passenger service charges on RFDS flights. Even without any airport fees and charges, the cost of RFDS flights is approximately \$30,000.

But patients require to access medical services in a timely manner, other than in “emergency” situations. For example, a patient with a fracture may need to go to Perth for specialist orthopaedic services. Ordinarily, such patients would be able to travel to Perth to access the services they need by ordinary RPT flights.

However, the infrequency of RPT services and the lack of alternative public transport options leads to two problems:

-) If the specialist services are scheduled for a Wednesday, the patients will need to fly to Perth on a Monday and back on a Friday. This requires accommodation for four nights in Perth instead of one or two nights that might be required if more frequent air services were available.

-) It is often the case that there are no seats available on the RPT service when the patient needs to travel. In such cases, NAHS has no alternative but arrange travel through RFDS and incur a cost of approximately \$30,000 (one-way) when the cost of travel would otherwise be only about \$900 (return).

Meanwhile, there may well have been charter flights plying the Wiluna Perth route with empty seats that cannot be accessed due to restrictions on the sale of empty seats on charter services.

Example Two - Recruitment

In parts of Australia that are less remote or don't face very high airfares, it would be very common practice when recruiting to shortlist the 3 apparently best applicants for a face-to-face interview as part of the selection process.

With a proper recruitment campaign, local organisations are able to generate a good selection of job applicants, but if they wished to bring the best three applicants to Wiluna for face-to-face interviews then they would be up for additional costs of \$2,700 for airfares alone.

Consequently, it is not unknown for organisations in Wiluna to either:

-) Hire on the basis of a telephone interview; or
-) Only bring one applicant for an interview in Wiluna, and appoint that applicant (if they seem reasonable) without a proper comparison with the other most promising applicants.

Although either of these strategies may save on interview costs, they can also result in the significant costs to businesses (and to the economy more generally) of sub-optimal appointments.

After the appointment, it is not really practical to use the RPT flight to relocate the new employee as the luggage allowance is only 15kg including carry-on. So if the employee has a 4kg laptop and a 1kg bag, they'll only be able to bring 10kg of clothes (so they'll have to do laundry really often!).

Example Three – A Building Project

Whilst recruitment is a fairly day-to-day occurrence, the third example has been chosen as an example of how costs can quickly escalate very significantly due to high airfares, in respect of a capital project.

There is a lack in Wiluna of services such as architects, surveyors, geotechnical engineers, structural engineers, electrical engineers, mechanical engineers, hydraulic engineers, building certifiers, etc. In short, we don't have any of the professions required in relation to a complex building project.

These are mostly concentrated around the metropolitan region, although some (but not all) of these professions can be sourced from regional centres such as Kalgoorlie or Geraldton. Typically they will be sourced from Perth.

For a major building project, all of these professionals will need to visit the site at least once and the architect will probably need to visit at least 6 times and possibly 12 times depending on the size and complexity of the project. Often the professionals such as those listed above will only need to visit for 2 or 3 hours (maybe a little more or less), but because there are only three RPT flights a week the choices are:

-) Charter a small plane so that they can come to Wiluna, do their work, and return to Perth the same day. This will be very expensive (about \$8,000, because smaller planes involve much higher per-passenger costs); or
-) Come on the RPT flight (about \$900) and charge us for two nights' accommodation (about \$300), meals (about \$150) and also 2½ or 3 days salary (variable, depending on their rates).

Either way, at professional charge-out rates per hour it's probably going to be about \$8,000 to \$9,000 per visit. These costs are based on actual quotes we have received.

Of course, another alternative would be to drive (as Wiluna people sometimes have to do when they go to Perth). But in the words of one of the quotes we received, "To drive would seem at this stage costly and impractical. This has not been considered".

I think the Committee can see that in relation to a building project the combination of high RPT airfares and infrequent flights could easily add \$100,000 (or significantly more) to a building project, just in the costs of site visits from various professionals.

The Shire has been very fortunate in relation to our most recent building project to have engaged an architect who owns his own plane which he is happy to use to bring himself and other professionals on-site visits. Consequently, we are reducing such costs by approximately 75%. But the costs indicated above are from actual quotations, and probably better represent the typical case for other organisations, and for previous Shire projects.

Other Economic Impacts

We don't suppose that it has a particularly big impact on tourism because our tourist market is almost exclusively self-drive (particularly four-wheel drivers). But potentially that could change in the future.

Impact of Australian Government Regulatory Processes on the Cost and Efficiency of Regional Air Services

The major problem seems to be the federal (civil aviation) regulatory processes that impose a greater regulatory burden and costs on the RPT-licensed operators than the non-RPT licensed operators and prevents fair competition.

We realise that the State also plays a regulatory role in relation to particular intrastate routes. More competition would be a good thing, but fairer competition is considerably more important. If the non-RPT operators didn't have such a cost advantage and take approximately 75% of the available passengers, then maybe there would be enough business on the route to support more than one RPT carrier.

Factors contributing to the current high cost of regional airfares

1. Lack of competition between RPT operators on many “regional” routes.
We observe that those routes that enjoy the most reasonable fares are those that enjoy competition between RPT operators. This is true not only of the highly-competitive and highly-trafficked routes such as Perth-Melbourne, but also of regional routes that are serviced by competing RPT operators such as Perth to Geraldton, Perth to Kalgoorlie, Perth to Port Hedland, or Perth to Kununurra.
2. The federally regulated (through CASA) distinction between RPT operators and non-RPT (ie. Charter) operators, and the different regulatory requirements and cost structures which result in inefficient use of resources, increased costs for RPT operators and higher fares for their customers.

This often leads to non-RPT charter airlines (who enjoy lower regulatory burdens and costs than RPT-licensed operators) duplicating services on the same routes as RPT flights, and both the RPT flights and the non-RPT flights operate at under-capacity because the empty seats on the non-RPT flights can't (by law) be sold to the general public, and the empty seats on the RPT flights can't be sold to the users of charter flights because they are too expensive.

The costs to regional communities of this situation of under-utilised flights and the attendant high airfares faced by remote communities (compared with the benefits, if any, of this two-tier civil aviation regulatory framework) would be a topic worthy of investigation by the Productivity Commission, in our opinion.

We are not sure what the extra regulatory burden and additional costs imposed on RPT operators are supposed to achieve, because all air passengers (whether travelling on RPT flights or non-RPT flights) want to be safe; if the additional regulatory burden and costs imposed on RPT operators are essential in order to guarantee the safety of their customers, then are we to conclude that those passengers travelling on the much cheaper non-RPT flights are only “half-safe”?

3. Aircraft size has a significant effect on the per-passenger cost of flights (and consequently upon the airfares). Generally speaking, the use of larger aircraft (if filled with passengers) results in lower per-passenger costs and fares.

Obviously, this doesn't hold true if there are too many empty seats, so the use of larger aircraft is subject to a demand for seats.

We submit that there would be a lot more demand for seats on RPT flights if not for unfair competition from charter flights by non-RPT operators who have lower operating costs due to the two-tier civil aviation regulatory framework mentioned above.

The lower costs associated with non-RPT charter operators motivates the largest users of air travel in our remote communities (ie. mining companies) to charter low-cost flights from non-RPT operators in preference to utilizing the RPT flights. Consequently, the RPT operators get less demand for seats than would otherwise be the case and are therefore forced to use smaller aircraft that have higher per-passenger costs that result in higher airfares.

Consequently, some sectors of our society (mainly mining companies) enjoy lower costs at the expense of the other sectors of our remote, financially-disadvantaged communities.

We are certainly not against genuine competition on regional and remote air routes, but genuine competition involves a “level playing field” where:

-) All operators face the same regulatory burdens and costs; and
-) All sectors of our community have access to the available flights and airfares.

In rare circumstances, mining company charter flights are a benefit rather than a cost to the local community. For example, Ramelius Resources Limited contracts charter flights from Perth to Mount Magnet from Skippers Aviation, an RPT-licensed operator. They probably pay a premium to charter from Skippers rather than a non-RPT-licensed operator with lower costs. But because the charter flights are provided by from a licensed RPT operator, any empty seats are able to be sold to members of the public. This is a WIN-WIN-WIN situation with benefits to the airline, the mining company and the general community.

But unfortunately, the Mount Magnet situation is not generally replicated by other airline charterers.

There was a total of 469 landings at Wiluna Aerodrome in the 2016-2017 financial year (a detailed analysis is attached as Appendix A). In Chart 1 below, these flights have been categorised according to the aircraft operator and the category of aircraft.

Chart 1



Aircraft are categorised according to maximum take-off weights (MTOW), with categories G and H being the largest aircraft that cause the most wear and tear on runways and taxiways.

As can be seen from the chart:


-) Approximately 24% of landings were the Royal Flying Doctor Service (RFDS)
-) Almost 46% of landings were flights from an RPT-licensed operator

-) About 18% of landings were the heaviest category of aircraft (Category H), which causes the most wear and tear to the aerodrome. All of these flights were operated by a non-RPT charter company
-) Almost 11% were small “general aviation” aircraft

Flights operated by RFDS are not charged either landing fees or passenger charges in recognition of the benefits provided to the community by that organisation. We do not have any data on RFDS “passengers”. And the RFDS flights are special in that neither mining company personnel nor general members of the community are accommodated or expect to travel on RFDS flights (unless they are in need of medical evacuation). So it will be appropriate to exclude those flights from further analysis for the purpose of this submission.

Chart 2 (below) categorises the remaining 356 landings at Wiluna Aerodrome during the 2016-2017 financial year, after the 113 RFDS flights have been excluded.

Chart 2

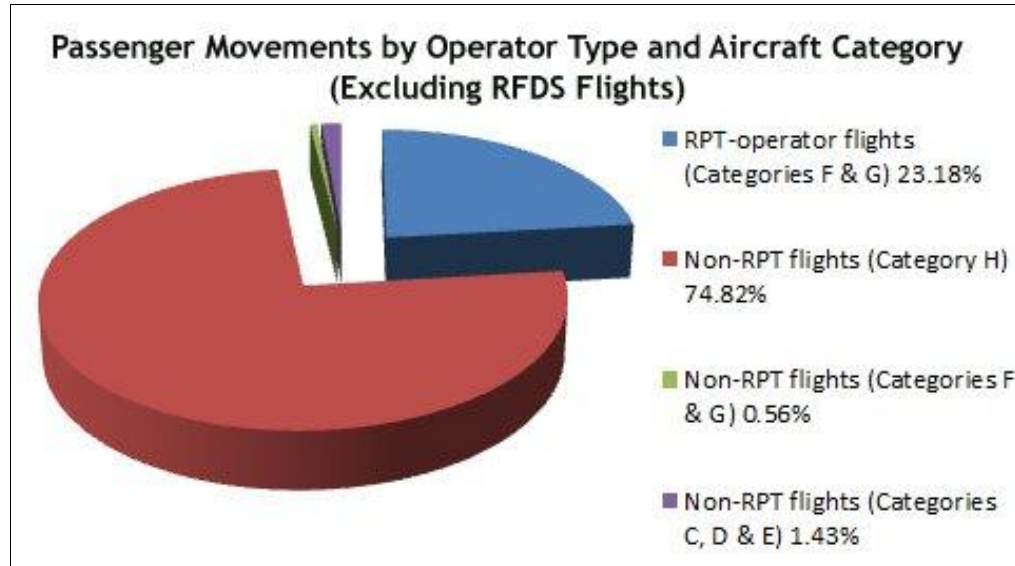


After RFDS flights are excluded:

-) Flights by the RPT-licensed operator account for approximately 60% of landings; and
-) Non-RPT flights in category F, G & H aircraft account for approximately 25% of landings.

It is useful to compare the flights with the passenger movements, which totalled 13,557 during the 2016-2017 financial year. The Passenger Movements are categorised in Chart 3:

Chart 3



By comparing Chart 2 and Chart 3, it should be evident that the main factor contributing to the current high cost of RPT airfares into Wiluna is that the RPT flights (which account for approximately 60% of the landings) are only getting about 23% of the passenger loadings, whilst the non-RPT operators of the large charter flights are using the cost advantages they enjoy as a consequence of the two-tier civil aviation regulatory framework to win almost 75% of the passenger loadings.

This puts the RPT operators at a further disadvantage because, without the passenger numbers due to the non-RPT operators taking most of the available passengers, they have to use smaller aircraft that have higher per-passenger costs which inevitably result in higher airfares.

Actions that the Australian government could take to limit increases to airfares without undermining the commercial viability of RPT services

We would think that the main thing that would overcome the problems faced by remote communities such as Wiluna due to the infrequency of RPT services would be to level the playing field by imposing the same requirements on both RPT and non-RPT operators, and by removing impediments on the sale of empty seats on charter flights.

An alternative would be to prohibit non-RPT licensed operators from providing charter flights using aircraft larger than category E. We expect that the effects would be as follows:

1. Small aircraft charters and general aviation would be unaffected.
2. Non-RPT operators would no longer be able to undercut RPT-licensed operators. So demand for RPT seats would increase. RPT-licensed operators could meet the increased demand in three ways:
 - a) By use of larger aircraft with lower costs per passenger, which would allow for lower airfares.

- b) By scheduling more flights, which would increase convenience, encourage greater usage (more demand) and reduce costs to the community associated with infrequent flights (eg. Additional accommodation costs due to having to stay away longer due to the infrequency of flights).
 - c) A combination of both of the above. Subject to regulation, it might also allow for more RPT operators to operate on the same route.
3. The mining companies could still contract charters using large aircraft, but they would have to charter the larger aircraft from RPT-licensed operators. No doubt some of the operators of large aircraft that are not currently licensed for RPT flights would invest the effort and expense to get RPT licences. The outcome would be that any empty seats on these large charter flights could be available for sale to the public, as is already the case in Mount Magnet (where the charter flight operator is RPT-licensed).

As for local governments, they may have a capacity to try to level the playing field as between RPT-licensed operators and the non-RPT operators of large charters by adopting differential airport charges. To a certain extent, most local governments already have differential airport charges because it is quite common to exempt RFDS flights from landing fees and passenger charges.

The problem is that large well-resourced corporations such as mining companies and the operators of large aircraft are often inclined to use their superior resources to bully small remote impecunious local governments into submission.

The Council of the Shire of Wiluna resolved in 2016 to increase fees applicable to non-RPT flights – partly to try to recoup the costs associated with the additional wear and tear being caused by the use of large aircraft for which the aerodrome was not designed, and at least in part to try to “level the playing field” in the hope of maintaining the viability of the RPT service.

The response of the largest charter operator (who is moving 75% of the passengers) was to continue to use the aerodrome but to refuse to pay the charges. Consequently, the Shire’s cash-flow took a dive because the firm that was moving 75% of the passengers stopped paying the passenger charges.

Then the charterer used its superior resources to initiate litigation against the Shire challenging the legitimacy of its charges. The Shire could not afford the litigation costs, and the Council has resolved to reduce its airport charges. The ratepayers were left to foot the bill – both of the additional costs of operating the airport and of the litigation.

For this reason, we believe that it is really up to the State (or the federal government) to resolve this issue because our small local governments don’t have the resources to defend in the Courts the statutory powers that the Parliament has given us to impose user charges.

Subsidisation

To the extent that the Shire is unable to set its airport user charges at a level that will recover the full cost of operating the Wiluna Aerodrome, the Shire is subsidising the cost of air services to Wiluna.

Although there are “public goods” arguments for subsidising services to which the community at large have access to, the majority of the local subsidy is being captured by the operators of the largest aircraft that account for 75% of passenger movements and that cause most of the wear and tear, and whose services the community at large do not have access to.

The Shire and the aerodrome benefit in turn from funding through the Remote Airstrip Upgrade Program, without which it would not be possible to upgrade the aerodrome to meet the demands to accept large charter aircraft. Accordingly, we recommend that the Committee supports the continuation of Australian Government subsidisation of remote aerodromes through the Remote Airstrip Upgrade Program or some equivalent.

Yours faithfully

Colin Bastow
Chief Executive Officer

DRAFT

Appendix A

Airport Usage Analysis - Wiluna Airport (YWLU) usage counts ending 2017-06															?
Customer	Aircraft MTOW Category	Aircraft Description	Jul	Aug	Sep	Oct	Nov	Dec	Jan	Feb	Mar	Apr	May	Jun	Total
National Jet Systems P/L	H-over30000	British Aerospace BAE146-200						1						1	2
Nantay P/L	G-15000-30000	De Havilland DHC-8-102		1											1
Nantay P/L	F-5700-14999	Raytheon HAWKER850XP					1								1
R F D S Western Operations - WA	E-3000-5699	Pilatus PC-12/47	1		1				2						4
R F D S Western Operations - WA	E-3000-5699	Pilatus PC-12/47E	7	8	10	14	10	9	8	10	4	13	11	5	109
Skippers Aviation P/L	F-5700-14999	Aeronaut EMB-120ER	3	15	13	13	9	2	12	9	7	9	9	7	108
Skippers Aviation P/L	G-15000-30000	Bombardier DHC-8-315	3	4	3										10
Skippers Aviation P/L	G-15000-30000	De Havilland DHC-8-102	4	1	1		1	2	1	2	2	2	3	3	22
Skippers Aviation P/L	G-15000-30000	De Havilland DHC-8-106	7	2			4	5		2	3	7	7	2	39
Skippers Aviation P/L	G-15000-30000	De Havilland DHC-8-314	5	4	2			2		1	1			2	17
Skippers Aviation P/L	F-5700-14999	Fairchild SA227-DC	2	7	4			1			1		1	2	18
Paul Lyons Aviation P/L	D-2000-2999	Beech 58	1	1		1		1							4
Paul Lyons Aviation P/L	E-3000-5699	Cessna 441	1												1
Texrio P/L	E-3000-5699	Raytheon B200												1	1
Texrio P/L	E-3000-5699	Raytheon C90A										2	1	1	4
Star Aviation P/L	E-3000-5699	Beech 200	1		1	1			1						4
Star Aviation P/L	E-3000-5699	Beech B200						1		1					2
Star Aviation P/L	E-3000-5699	Piper PA-31-350										1			1
Pegasus Air P/L (NSW)	E-3000-5699	Pilatus PC-12/47E					1	1	1	4	1	2			10
WA Police Air Wing Support Unit	E-3000-5699	Pilatus PC-12/47E				1									1
Chrishine Nominees P/L	E-3000-5699	Cessna 404L									1				1
Chrishine Nominees P/L	D-2000-2999	Piper PA-31	1	1		1		1	1	1	1	1	1	1	10
Chrishine Nominees P/L	E-3000-5699	Piper PA-31-350	1	2					1	1				1	6
Surveillance Australia P/L	G-15000-30000	Bombardier CL-600-2B16												1	1
Air Phoenix International P/L	E-3000-5699	Beech B200									1	2			3
National Jet Express P/L	H-over30000	British Aerospace AVRO146-RJ85	1						1	1	2			3	8
National Jet Express P/L	H-over30000	British Aerospace BAE146-100			4	9	10	8	10	8	9	5	8	4	75
Corsaire P/L	E-3000-5699	Cessna 441											1		1
Ad Astral Aviation Services P/L - In Administratio	F-5700-14999	Beech 1900D	1												1
Networkcity P/L	C-1000-1999	Cessna 182T								1					1
Divair P/L	F-5700-14999	Cessna 525B					1	1							2
Jandakot Flight Centre P/L	D-2000-2999	Beech 58									1				1
	Totals		39	46	40	39	38	34	38	41	34	44	42	34	
	Grand Total														469

32 rows.

Appendix B – Summary of Passenger Movements – 2016-2017 Financial Year

RPT-operator flights (Categories F & G) 23.18%	3143	23.18%
Non-RPT flights (Category H) 74.82%	10144	74.82%
Non-RPT flights (Categories F & G) 0.56%	76	0.56%
Non-RPT flights (Categories C, D & E) 1.43%	194	1.43%
TOTAL PASSENGER MOVEMENTS =	13557	

DRAFT

Appendix 9.2.5 Budget Review Report

COA	Description	Original Budget	YTD Actual	Order Value	Total Actual	Remaining Variance (\$)	Utilised Variance (%)	Adjustments (Savings)/ Additional	Amended Budget	Real (Savings)/ Additional	Comments
Budget review for additional funding requirements and savings											
Increase in Expenditure						Increase in Expenditure					
C134XXX	Purchase of Land	\$0	\$0	\$0	\$0	\$0	nb	\$60,000	\$60,000	\$60,000	Purchase of land for development
E1262XX	Consultants - Aerodrome	\$0	\$0	\$0	\$0	\$0	nb	\$60,000	\$60,000	\$60,000	Airport Consultations
C101XXX	Refuse Truck Upgrade	\$0	\$0	\$0	\$0	\$0	nb	\$10,000	\$10,000	\$10,000	Refuse Truck Upgrade
C121XXX	Road Concrete	\$0	\$0	\$0	\$0	\$0	nb	\$50,000	\$50,000	\$50,000	Road Concrete construction
C147186	New New Administration Furniture & Equipment	\$0	\$0	\$0	\$0	\$0	nb	\$160,000	\$160,000	\$160,000	New New Administration Furniture & Equipment
C1210XX	Road Counters	\$0	\$0	\$0	\$0	\$0	nb	\$40,000	\$40,000	\$40,000	Road Counters
E142472	Consultants - Admin	\$50,000	\$73,274	\$14,478	\$87,752	(\$37,752)	175.5%	\$40,000	\$90,000	\$40,000	Consultants - Admin
E142431	Printing & Stationery - Admin	\$36,740	\$33,105	\$35,542	\$68,647	(\$31,907)	186.8%	\$40,000	\$76,740	\$40,000	Printing & Stationery - Admin
E142434	Advertising - Admin	\$3,850	\$3,962	\$0	\$3,962	(\$112)	102.9%	\$10,000	\$13,850	\$10,000	Advertising - Admin
E142425	Unspent Grant (Returned)	\$0	\$845,991	\$0	\$845,991	(\$845,991)	nb	\$845,990	\$845,990	\$845,990	Return of Grant funds due to change of purpose
C052521	Ranger's Vehicle	\$0	\$0	\$4,760	\$4,760	(\$4,760)	nb	\$4,760	\$4,760	\$4,760	Unbudgeted completion of 2016/2017 works
C147184	Electrical Power Supply to New Admin Building	\$100,000	\$5,483	\$0	\$5,483	\$94,517	5.5%	\$35,000	\$135,000	\$35,000	Additional amount required to complete works
C147XXX	Wireless connections to New Admin Building	\$0	\$0	\$0	\$0	\$0	nb	\$40,000	\$40,000	\$40,000	Linking wireless systems to all council facilities
E147XXX	Email System	\$0	\$0	\$0	\$0	\$0	nb	\$10,000	\$10,000	\$10,000	Upgrading email systems
C147XXX	Electronic Document System	\$0	\$0	\$0	\$0	\$0	nb	\$60,000	\$60,000	\$60,000	Installation and management of Electronic Document System
C147XXX	High Speed Internet	\$0	\$0	\$0	\$0	\$0	nb	\$30,000	\$30,000	\$30,000	Installation and management of High Speed Internet
E123010	Purchase of minor plant/equipment	\$10,000	\$0	\$0	\$0	\$10,000	0.0%	\$30,000	\$40,000	\$30,000	Purchase of minor plant/equipment for depot and roads
C091116	44 Lennon St	\$17,000	\$13,967	\$0	\$13,967	\$3,033	82.2%	\$15,000	\$32,000	\$15,000	Painting property while house is vacant
E122237	Town street maintenance	\$0	\$0	\$0	\$0	\$0	nb	\$50,000	\$50,000	\$50,000	To report for Town street maintenance on the Street account
									\$1,590,750		
Changes in Capital Expenditure						Changes in Capital Expenditure					
See Roads Capital Budget Review Sheet for further project details and breakdowns											
C121001	Wongawol Road - Re-Sheeting	\$155,750	\$0	\$0	\$0	\$155,750	0.0%	\$255,235	\$410,985	\$255,235	Wongawol Rd for re-sheeting project, unspent grants, R2R & RRG Fund
C121002	Wongawol Road - Re-Sealing	\$950,000	\$1,322	\$152	\$1,474	\$948,526	0.2%	(\$30,115)	\$919,885	(\$30,115)	Wongawol Rd sealing project, unspent grants, R2R & RRG Funds
C121010	Granite Peak Road	\$600,000	\$2,768	\$157	\$2,925	\$597,075	0.5%	(\$600,000)	-	(\$600,000)	Reallocation capital works to meet achievable projects
C121018	Granite Peak Lake Violet Blackspot	\$97,500	\$26,000	\$0	\$26,000	\$71,500	26.7%	(\$97,500)	-	(\$97,500)	Reallocation capital works to meet achievable projects
C121011	Wiluna North Road	\$843,559	\$148	\$148	\$295	\$843,264	0.0%	(\$463,087)	\$380,472	(\$463,087)	Wiluna North Rd re-sheeting, unspent grants, R2R, FAGS, CRSF, Remote
C121013	Sandstone Wiluna	\$54,000	\$0	\$0	\$0	\$54,000	0.0%	-	\$54,000	-	Sandstone Wiluna Rd AB Access, Remote Funds
C121019	Bridal Face Rd	\$60,000	\$0	\$0	\$0	\$60,000	0.0%	(\$60,000)	-	(\$60,000)	Reallocation capital works to meet achievable projects
C121017	Yeelirrie Meekatharra Rd	\$10,000	\$0	\$0	\$0	\$10,000	0.0%	(\$10,000)	-	(\$10,000)	Reallocation capital works to meet achievable projects
C121014	Jundee Road	\$0	\$0	\$0	\$0	\$0	nb	\$40,000	\$40,000	\$40,000	Jundee Road Floodway R2R funds
C126266	Perimeter Fence Widen Taxiway	\$120,004	\$13,177	\$0	\$13,177	\$106,827	11.0%	(\$63,000)	\$57,004	(\$63,000)	Widen and seal Airport Taxiway and upgrade Perimeter Fence
									\$1,862,346	(\$1,028,467)	
Decrease in Expenditure						Decrease in Expenditure					
C091186	60A Scotia St - Limestone Wall	\$80,000	\$0	\$0	\$0	\$80,000	0.0%	(\$80,000)	-	(\$80,000)	Residential Housing Wall not to be done
E126273	Wiluna Airport Master Plan	\$30,000	\$0	\$0	\$0	\$30,000	0.0%	(\$30,000)	-	(\$30,000)	Airport Master Plan postponed
C123226	Self Bunded Fuel Tank	\$25,000	\$12,884	\$1,440	\$14,324	\$10,676	57.3%	(\$10,000)	\$15,000	(\$10,000)	Completed works - savings
C126265	Airport Shed	\$20,000	\$0	\$0	\$0	\$20,000	0.0%	(\$20,000)	-	(\$20,000)	Airport Shed no longer needed for Roller
C142111	Records Storage Facility	\$20,000	\$7,138	\$0	\$3,569	\$16,431	17.8%	(\$15,000)	\$5,000	(\$15,000)	To use Sea Containers for Records & History Storage
C142112	Historical Items Storage Facility	\$20,000	\$0	\$0	\$3,569	\$16,431	17.8%	(\$15,000)	\$5,000	(\$15,000)	To use Sea Containers for Records & History Storage
E072721	Mosquito control	\$87,626	\$8,360	\$0	\$8,360	\$79,266	9.5%	(\$20,000)	\$67,626	(\$20,000)	Control measures less than anticipated
C091112	30 Scotia St - Electrical Upgrade	\$265,000	\$86,756	\$0	\$86,756	\$178,244	32.7%	(\$175,000)	\$90,000	(\$175,000)	Works completion less than anticipated
C147183	New Administration Building	\$5,000,000	\$1,390,940	\$167,169	\$1,558,109	\$3,441,891	31.2%	(\$200,000)	\$4,800,000	(\$200,000)	Transfer for Furniture and Equipment and Wireless connections

COA	Description	Original Budget	YTD Actual	Order Value	Total Actual	Remaining Variance (\$)	Utilised Variance (%)	Adjustments (Savings)/ Additional	Amended Budget	Real (Savings)/ Additional	Comments
C052522	Pound Upgrade	\$17,500	\$2,071	\$273	\$2,344	\$15,156	13.4%	(\$15,000)	\$2,500	(\$15,000)	Works completed balance is savings
C091155	21 Lennon St	\$18,000	\$9,267	\$0	\$9,267	\$8,733	51.5%	(\$8,500)	\$9,500	(\$8,500)	Works completed balance is savings
C091178	38 Lennon St	\$12,000	\$2,456	\$0	\$2,456	\$9,544	20.5%	(\$5,000)	\$7,000	(\$5,000)	To be Completed works with savings
C091200	Staff Housing 1- 8 Trenton Street	\$375,000	\$16,359	\$259,734	\$276,093	\$98,907	73.6%	(\$20,000)	\$355,000	(\$20,000)	Cost less that budgeted with savings
C091201	Staff Housing 2 - 10 Trenton Street	\$375,000	\$5,102	\$249,962	\$255,063	\$119,937	68.0%	(\$20,000)	\$355,000	(\$20,000)	Cost less that budgeted with savings
C091203	Staff Housing 3 - 42 Lennon Street	\$375,000	\$6,316	\$249,962	\$256,278	\$118,722	68.3%	(\$20,000)	\$355,000	(\$20,000)	Cost less that budgeted with savings
C091204	Staff Housing 4 - 46 Lennon Street	\$375,000	\$5,160	\$249,962	\$255,121	\$119,879	68.0%	(\$20,000)	\$355,000	(\$20,000)	Cost less that budgeted with savings
C091205	Staff Housing 5 - 48 Lennon Street	\$375,000	\$4,524	\$250,362	\$254,886	\$120,114	68.0%	(\$20,000)	\$355,000	(\$20,000)	Cost less that budgeted with savings
								(\$693,500)		(\$693,500)	
Decrease in Income								Decrease in Income			
R126245	Passenger Service Fee	(\$385,000)	(\$140,862)	\$0	(\$140,862)	(\$244,138)	36.6%	\$180,000	(\$205,000)	\$180,000	Fees anticipated to be less than budgeted
R121213	Roads to Recovery Grant	(\$1,653,257)	\$0	\$0	\$0	(\$1,653,257)	0.0%	\$26,000	(\$1,627,257)	\$26,000	Returned R2R Grant from construction program reviewed Granite Peal
										\$206,000	
Changes in Capital Revenues								Changes in Capital Revenues			
See Roads Capital Budget Review Sheet for further project details and breakdowns											
R032005	Grants Commission Grant Received- Roads	(\$288,095)	(\$192,065)	\$0	(\$192,065)	(\$96,030)	66.7%	-	(\$288,095)	-	
R121210	Roads 2025 (Regional Road Group) Grant	(\$300,000)	(\$120,000)	\$0	(\$120,000)	(\$180,000)	40.0%	(\$300,000)	(\$600,000)	(\$300,000)	
R121213	Roads to Recovery Grant	(\$1,653,257)	\$0	\$0	\$0	(\$1,653,257)	0.0%	\$866,924	(\$786,333)	\$866,924	
R121214	MRWA Regional Road Group	(\$225,000)	(\$7,939)	\$0	(\$7,939)	(\$217,061)	3.5%	\$165,000	(\$60,000)	\$165,000	
R121215	MRWA CRSF	\$0	\$0	\$0	\$0	\$0	nb	(\$160,000)	(\$160,000)	(\$160,000)	
R121220	Remote Communities Grant - FAG	\$0	(\$8,999)	\$0	(\$8,999)	\$8,999	nb	(\$9,000)	(\$9,000)	(\$9,000)	
R121221	Remote Communities Grant - MainRoads	(\$54,000)	\$0	\$0	\$0	(\$54,000)	0.0%	-	(\$54,000)	-	
R121222	Remote Access Grant - Sandstone Wiluna	\$0	(\$8,182)	\$0	(\$8,182)	\$8,182	nb	(\$8,200)	(\$8,200)	(\$8,200)	
R122002	Mainroads direct grant	(\$111,439)	(\$193,500)	\$0	(\$193,500)	\$82,061	173.6%	(\$82,061)	(\$193,500)	(\$82,061)	
R126246	Grant - RAAP	(\$57,004)	\$0	\$0	\$0	(\$57,004)	0.0%	\$28,502	(\$28,502)	\$28,502	
R126262	Grant - Airport Sealing	\$0	(\$658)	\$0	(\$658)	\$658	nb	(\$670)	(\$670)	(\$670)	
L070102	Transfer from Reserves	\$0	(\$2,019,562)	\$0	(\$2,019,562)	\$2,019,562	nb	-	-	-	
L072507	Reserve - Unspent Grants and Contributions	\$0	\$832,167	\$0	\$832,167	(\$832,167)	nb				
								(\$2,188,300)		\$500,495	
Increase in Reserve Transfers								Increase in Reserve Transfers			
L070102	Transfer from Reserves	\$0	(\$2,019,562)	\$0	(\$2,019,562)	\$2,019,562	nb	(\$845,990)	(\$845,990)	(\$845,990)	Return of unspent Grant funds due to changes to admin building plans from Reserve - Unspent Grants and Contributions
L072507	Reserve - Unspent Grants and Contributions										
										(\$845,990)	
Increase in Expenditure								Increase in Expenditure			
Changes in Capital Expenditure								Changes in Capital Expenditure			
Decrease in Expenditure								Decrease in Expenditure			
Decrease in Income								Decrease in Income			
Changes in Capital Revenues								Changes in Capital Revenues			
Decrease in Reserve								Decrease in Reserve			
										(\$270,712)	

Summary of Changes		
ADD	Increase in Expenditure	\$1,590,750
LESS	Changes in Capital Expenditure	(\$1,028,467)
LESS	Decrease in Expenditure	(\$693,500)
ADD	Decrease in Income	\$206,000
ADD	Changes in Capital Revenues	\$500,495
LESS	Increase in Reserve Transfers	(\$845,990)

COA	Description	Original Budget	YTD Actual	Order Value	Total Actual	Remaining Variance (\$)	Utilised Variance (%)	Amended Budget	Jobs Rural Roads	Jobs Roads Reseal	External Funding	Shire Funding	Comments
Roads Capital Budget Review Sheet													
C121001	Wongawol Road - Re-Sheeting	\$155,750	\$0	\$0	\$0	\$155,750	0.0%	\$410,985					
	JOB - Wongawol Road - Gravel Re-sheeting								\$410,985		(\$410,985)		Wongawol Rd Re-Sheeting unspent grants, R2R & RRG Funds
C121002	Wongawol Road - Re-Sealing	\$950,000	\$1,322	\$152	\$1,474	\$948,526	0.2%	\$919,885					
	JOB - Wongawol Road - Preliminaries									\$46,000	(\$46,000)		Wongawol Rd Mobilisation unspent grants, R2R funds
	JOB - Wongawol Road - Road Reseal								\$873,885		(\$598,885)	(\$275,000)	Wongawol Rd Reseal R2R & RRG & Shire Funds
C121010	Granite Peak Road	\$600,000	\$2,768	\$157	\$2,925	\$597,075	0.5%						
C121018	Granite Peak Lake Violet Blackspot	\$97,500	\$26,000	\$0	\$26,000	\$71,500	26.7%						
C121011	Wiluna North Road	\$843,559	\$148	\$148	\$295	\$843,264	0.0%	\$380,472					
	JOB - Wiluna North Road - Gravel Re-sheeting								\$380,472		(\$380,472)		Wiluna North Rd unspent grants, R2R, FAGS, CRSF, Remote Fund:
C121013	Sandstone Wiluna	\$54,000	\$0	\$0	\$0	\$54,000	0.0%	\$54,000					
	JOB - Sandstone Wiluna Rd - Formation Improvements								\$54,000		(\$54,000)		Sandstone Wiluna Rd AB Access, Remote Funds
C121019	Bridal Face Rd	\$60,000	\$0	\$0	\$0	\$60,000	0.0%	\$0					
C121017	Yeelirrie Meekatharra Rd	\$10,000	\$0	\$0	\$0	\$10,000	0.0%	\$0					
C121014	Jundee Road	\$0	\$0	\$0	\$0	\$0	nb	\$40,000					
	JOB - Jundee Road Floodway								\$40,000		(\$40,000)		Jundee Road Floodway R2R funds
		<u>\$2,770,809</u>						<u>\$1,805,342</u>	<u>\$885,457</u>	<u>\$919,885</u>	<u>(\$1,530,342)</u>	<u>(\$275,000)</u>	Shire: \$275,000 and unspent grants
C126266	Perimeter Fence Widen Taxiway	\$120,004	\$13,177	\$0	\$13,177	\$106,827	11.0%	\$57,004					
	JOB - Widen Airport Taxiway								\$17,602		(\$8,801)		
	JOB - Seal Airport Taxiway									\$2,019	(\$1,009)		
	JOB - Airport Perimeter Fence								\$37,383		(\$18,692)		
		<u>\$120,004</u>						<u>\$57,004</u>	<u>\$54,985</u>	<u>\$2,019</u>	<u>(\$28,502)</u>		
		<u>\$2,890,813</u>						<u>\$1,862,346</u>	<u>\$940,442</u>	<u>\$921,904</u>	<u>(\$1,558,844)</u>		
								<u>\$1,028,467</u>		<u>\$1,862,346</u>			
													Budget Movement
Related Grants													
R032005	Grants Commission Grant Received- Roads	(\$288,095)	(\$192,065)	\$0	(\$192,065)	(\$96,030)	66.7%	(\$288,095)					
R121210	Roads 2025 (Regional Road Group) Grant	(\$300,000)	(\$120,000)	\$0	(\$120,000)	(\$180,000)	40.0%	(\$600,000)			(\$300,000)		
R121213	Roads to Recovery Grant	(\$1,653,257)	\$0	\$0	\$0	(\$1,653,257)	0.0%	(\$786,333)			(\$786,333)		
R121214	MRWA Regional Road Group	(\$225,000)	(\$7,939)	\$0	(\$7,939)	(\$217,061)	3.5%	(\$60,000)			(\$60,000)		
R121215	MRWA CRSF	\$0	\$0	\$0	\$0	\$0	nb	(\$160,000)			(\$160,000)		
R121220	Remote Communities Grant - FAG	\$0	(\$8,999)	\$0	(\$8,999)	\$8,999	nb	(\$9,000)			(\$36,000)		
R121221	Remote Communities Grant - MainRoads	(\$54,000)	\$0	\$0	\$0	(\$54,000)	0.0%	(\$54,000)			(\$5,548)		
R121222	Remote Access Grant - Sandstone Wiluna	\$0	(\$8,182)	\$0	(\$8,182)	\$8,182	nb	(\$8,200)			(\$18,000)		
R122002	Mainroads direct grant	(\$111,439)	(\$193,500)	\$0	(\$193,500)	\$82,061	173.6%	(\$193,500)					
R126246	Grant - RAAP	(\$57,004)	\$0	\$0	\$0	(\$57,004)	0.0%	(\$28,502)			(\$28,502)		
R126262	Grant - Airport Sealing	\$0	(\$658)	\$0	(\$658)	\$658	nb	(\$670)					
L070102	Transfer from Reserves	\$0	(\$2,019,562)	\$0	(\$2,019,562)	\$2,019,562	nb				(\$164,461)		
L072507	Reserve - Unspent Grants and Contributions	\$0	\$832,167	\$0	\$832,167	(\$832,167)	nb						
		<u>(\$2,688,795)</u>						<u>(\$2,188,300)</u>			<u>(\$1,558,844)</u>		
								<u>(\$500,495)</u>			<u>(\$1,129,951)</u>		
													Budget Movement



To Whom It May Concern

RE: MID WEST DEVELOPMENT COMMISSION BOARD MEMBERSHIP CALL FOR NOMINATIONS – LOCAL GOVERNMENT APPOINTMENT

I am writing to advise that a vacancy exists for a Local Government (x1) appointment on the Board of the Mid West Development Commission (MWDC).

The MWDC is a statutory authority of the WA Government. The objects of the Commission, as outlined in Section 23 of the *Regional Development Commissions Act 1993* are to:

- maximise job creation and improve career opportunities in the region;
- develop and broaden the economic base of the region;
- identify infrastructure services needed to promote economic and social development within the region;
- provide information and advice to promote business development within the region;
- seek to ensure that the general standard of government services and access to those services in the region is comparable to that which applies in the metropolitan area; and
- generally take steps to encourage, promote, facilitate and monitor the economic development in the region.

The MWDC creates strategic partnerships to deliver jobs, and maximise leverage and impact from private and government investment. This is achieved by partnering with local communities, government, business and industry to identify and support key strategic projects that benefit the region.

The nominee must be a member of the council of a Local Government in the Mid West region and is to be endorsed by their relevant Local Government Authority. The nominee should possess knowledge and experience relevant to the region, which could include involvement in business and industry; education, employment and training; tourism; sport and recreation; and marketing.

Nominees will be assessed on decision-making abilities at an executive level; a demonstrated involvement in either the economic and/or social development of the region; and the ability to work cooperatively to achieve agreed goals across a wide range of economic and social development issues.

The Hon Alannah MacTiernan, Minister for Regional Development will make the appointment to the Board, which will be for a term of up to three years.

Nomination forms and further information can be obtained from our website www.mwdc.wa.gov.au, by contacting our office via telephone (08) 9921 0702 or Email: ea@mwdc.wa.gov.au or in person at Level 2 Foreshore Business Centre, 209 Foreshore Drive, Geraldton.

All nominations should be made by submitting relevant details to the Minister for Regional Development, through our office at Level 2 Foreshore Business Centre, 209 Foreshore Drive, Geraldton.



Nominations are open until close of business on Friday 9 March 2018.

Yours sincerely

**GAVIN TREASURE
CHIEF EXECUTIVE OFFICER**

19 January 2018



NOMINATION FORM

MID WEST DEVELOPMENT COMMISSION

Nominee Title (e.g. Mayor/President/Cr)	
Last Name	
Given Names	
Council	
Home address	
Email address	
Contact Details Home: Work: Council: Mobile:	
Occupation:	
Qualifications	
Resume	Please attach a copy of your Resume (no more than 2 pages)

I hereby submit my nomination, made in accordance with my council's policy on representation, for the position of Local Government representative on the Mid West Development Commission. Should my nomination be successful I will make every endeavor to commit the time and effort necessary to undertake this position. I will adhere to the eligibility criteria which specifies that should I no longer be a serving elected member I will resign from the Development Commission as the Local Government representative.

Nominee: _____
(electronic signature is acceptable)

Date: _____

LOCAL GOVERNMENT VACANCY INFORMATION

MID WEST DEVELOPMENT COMMISSION

ONE VACANCY

CONTACT AT THE MID WEST DEVELOPMENT COMMISSION	Regina Frewen Executive Assistant Mid West Development Commission Level 2 Foreshore Business Centre 209 Foreshore Drive GERALDTON WA 6530 Ph: 9921 0701 Email: ea@mwdc.wa.gov.au
NAME OF MINISTER FOR THE MID WEST DEVELOPMENT COMMISSION	Minister for Minister for Regional Development; Agriculture and Food; Minister assisting the Minister for State Development, Jobs and Trade 9 th Floor Dumas House 2 Havelock Street WEST PERTH WA 6005
DESCRIPTION OF POSITION	The Mid West Development Commission requires one elected member experienced in the economic and social development of the region. Other qualities should include decision making abilities, an ability to work cooperatively within a team environment and interests relevant to the Mid West community. Nomination applications should be accompanied by endorsement from the applicant's Council as a Local Government representative.
LENGTH OF TERM	Up to three years
CURRENT REPRESENTATIVE AND REASON FOR VACANCY	The vacancy is due to the expiration of the term of Ms Carole Minney.
COMMENCEMENT DATE	TBC
MEETING SCHEDULE	Bimonthly – usually the last Friday of the month commencing in April 2018
LOCATION OF MEETINGS	Geraldton
DAY/TIME OF MEETING	Friday 8.30am – 2.00pm.
DURATION OF MEETING	5-6 hours
MEETING FEE	Full day \$622.00 Half Day \$403.00
TRAVELING ALLOWANCES	As per public sector standards
CHECK THAT APPLICANT IS CURRENTLY AN ELECTED MEMBER	
INSURE THAT APPLICANTS CV IS	

ATTACHED (no more than 2 pages)	
DEVELOPMENT COMMISSION'S TERMS OF REFERENCE	To have the Mid West recognised as a preferred region in which to live, work and invest.
COUNCILS REPRESENTED BY THE MID WEST DEVELOPMENT COMMISSION	<p>City of Greater Geraldton (including Mullewa)</p> <p>Shire of Chapman Valley</p> <p>Shire of Three Springs</p> <p>Shire of Coorow</p> <p>Shire of Carnamah</p> <p>Shire of Morawa</p> <p>Shire of Perenjori</p> <p>Shire of Irwin</p> <p>Shire of Mingenew</p> <p>Shire of Northampton</p> <p>Shire of Yalgoo</p> <p>Shire of Mt Magnet</p> <p>Shire of Sandstone</p> <p>Shire of Cue</p> <p>Shire of Meekatharra</p> <p>Shire of Murchison</p> <p>Shire of Wiluna</p>
CLOSING DATE FOR NOMINATION	09 March 2018

SHIRE OF WILUNA

Corporate Uniform, Dress Code, & Hygiene at Work Policy

Policy Statement

The type of clothing and standard of dress for the **Shire of Wiluna's** employees varies according to roles and safety requirements. This policy provides parameters regarding appropriate types of clothing, standards of dress and related matters.

Commitment

The **Shire of Wiluna** is committed to presenting itself in a professional manner as well as maintaining a safe and healthy working environment for its employees. This policy aims to fulfil such a commitment by providing clarity about personal clothing and hygiene standards. For this policy, the term “employee/s” shall extend to cover contractors, volunteers and any person performing work for or with the **Shire of Wiluna** in any capacity.

Standards of Dress (Staff Uniform)

The Chief Executive Officer is authorised to set the standards of dress including the style, design, logo and colour of the staff uniform.

Compulsory Uniform/Protective Clothing

The **Shire of Wiluna** may require employees to wear a uniform. Usually, a compulsory **Shire of Wiluna** uniform will be provided at no cost to the employee. In some cases, an allowance may be provided for the purchase and maintenance of a uniform. The following applies about the compulsory wearing of **Shire of Wiluna** uniforms:

- The employee is responsible for ensuring their uniform is kept clean and presentable. Any employee who fails to wear the required uniform when presenting for duty shall be sent home to change and may not receive payment for the time they are not at work;
- Uniforms shall be replaced if it is determined by an appropriate officer that they are no longer suitable for use due to ordinary wear and tear;

- If an employee's uniform is damaged, the employee may be entitled to a replacement uniform or an additional one-off allowance. An employee may not be entitled to a replacement uniform or an additional one-off allowance if their uniform has been damaged due to neglect or misconduct. In such cases the employee will be responsible for the replacement costs of the uniform; and
- Uniforms will remain the property of the **Shire of Wiluna**. Employees who are ceasing work with the **Shire of Wiluna** must return their uniforms before the completion of their final working day.

Additional Requirements Relating to Protective Clothing

An employee may be instructed to wear protective clothing by an appropriate officer. Employees will be issued with protective clothing by the **Shire of Wiluna**. An employee must not modify, alter or change protective clothing under any circumstances unless they are directed to do so by an appropriate officer.

Wearing of Uniform out of Hours

Primarily uniforms are to be worn only during working hours and employees should take care to refrain from wearing uniforms outside of work. Employees must recognise that when wearing the uniform, they are recognised as representing the **Shire of Wiluna**. Employees must adhere to the **Shire of Wiluna's** Code of Conduct, policies and procedures if they are wearing the uniform outside of work.

An employee must refrain from consuming alcohol while wearing a **Shire of Wiluna** uniform unless alcohol consumption has been sanctioned by an appropriate officer. Employees who consume alcohol or act inappropriately while wearing a uniform may face disciplinary action.

Acceptable Standards of Dress

Employees who are not required to wear uniforms must present for work in a professional manner and be suitably attired for their work activities. The standard for both men and women is a smart business dress.

Smart business dress for work may include, tailored trousers, tailored skirts, collared business shirts, tailored shorts, tailored jackets, dresses, blouses, smart/business shoes, socks, appropriate underwear, belts and ties.

Smart business dress for work does not include; low cut or sheer tops that expose the midriff, shorts that expose the buttocks, thongs, bare feet, singlets, faded jeans, frayed jeans, board shorts or other items of clothing deemed unsuitable by an appropriate officer.

The following items may be acceptable provided they do not pose any possible hazard to health and safety at work or deviate significantly from the image required in the given work area.

- Clothing is worn to comply with cultural or religious practices;
- Tattoos or body piercings; and
- Jewellery.

An employee's hair should be neat and tidy and kept in a clean condition. Employees with long hair may be required to tie it back or wear a hair net at the request of an appropriate officer.

Casual Dress Days

On "casual dress" days, "smart casual" is the minimum required standard. Further guidance is available from the respective line manager.

Unacceptable Standards of Dress

The following items are unacceptable at the **Shire of Wiluna**:

- Clothing that contains messages or designs that may be offensive to others including but not limited to items of clothing which may be considered racist, sexist or derogatory; and
- Body tattoos that contain messages or designs that may be offensive to others including but not limited to tattoo's which may be considered racist, sexist or derogatory.

Uniform Allowance

A uniform allowance for indoor employees, following successful completion of probation period:

- Full-time employees - \$500,
- Part-time employees - \$300.

The above allowance is only claimable if the employee purchase a Shire of Wiluna approved uniform.

Personal Hygiene

Employees are responsible for ensuring that they maintain good standards of personal hygiene while at the workplace. Clothes should be laundered to a reasonable standard and employees

should be respectful of others and minimise strong body odour, perfumes and colognes when attending the workplace.

Where problems are identified in working arrangements or facilities or with the health and safety of the individual, these must be reported to a responsible person immediately.

All matters relating to personal hygiene will be handled sympathetically and discreetly.

Consequences of Breaching This Policy

This policy constitutes a lawful instruction to all of the organisation's people, and breaches may lead to disciplinary action or termination by the **Shire of Wiluna**. People who breach the policy may also be personally liable for their actions.

Variation to This Policy

This policy may be cancelled or varied from time to time. All the organisation's employees will be notified of any variation to this policy by the normal correspondence method.

Policy Number

Policy Version

Policy Owners

Creation Date

Next Review Due

This policy should be reviewed every 12 months (annually), or more often where circumstances require.

Appendix 9.4.1.

Shire of Wiluna

MINUTES



Audit Committee Meeting

Held On

Wednesday 14 February 2018

Table of Contents

1. Attendance.....	2
2. Election of Presiding Member (Committee Chairperson).....	2
3. Election of Deputy Presiding Member (Deputy Committee Chairperson).....	2
4. Declarations of Interest	3
5. Confirmation of Minutes – 22 February 2017	3
6. Reports of Officers:	4
6.1. 2017 Compliance Audit Return:	4
6.2. Reg 17 CEO Review.....	6
7. Closure.....	10

APPENDIX 6.1 2017 Compliance Audit Return

**APPENDIX 6.2 Audit Reg. 17 Review of Risk Management,
Legislative Compliance and
Internal Controls**

MINUTES

Of the meeting held on Wednesday 14 February 2018, in Artists Studio at the Tjukurba Gallery, commencing at 3.09pm.

1. Attendance

Cr Peter Grundy
Cr Graham Harris
Cr Lena Long
Cr Stacey Petterson
Cr Jim Quadrio
Cr Norma Ward

In Attendance:

Colin Bastow	Chief Executive Officer
Warren Olsen	Deputy Chief Executive Officer
Katrina Boylan	Executive Assistant

Apologies: Cr Caroline Thomas

2. Election of Presiding Member (Committee Chairperson)

The CEO Mr Colin Bastow will open the meeting and conduct an election for presiding member (ie. Committee Chairperson) as required by subsection 5.12 (1) of the Local Government Act 1995 ("the Act").

Note: Nomination for the Presiding Member must be made in writing to the CEO at any time prior to the meeting and during the meeting up until the close of nominations. The Councillor nominated must accept the nomination either orally or in writing.

Nomination forms for Presiding Member are distributed with this agenda.

The election will be held in accordance with the provisions of Schedule 2.3, Division 2 of the Act.

Cr Grundy accepted the nomination proposed by Cr Ward and was elected as the Presiding Member.

3. Election of Deputy Presiding Member (Deputy Committee Chairperson) (if desired)

Subsection 5.12 (2) of the Act provides that the members of a committee may (but are not required to) elect a deputy presiding member from amongst themselves.

The Audit Committee did not elect a deputy presiding member in the last term.

If members wish to elect a deputy presiding member, the election must be held in accordance with the provisions of Schedule 2.3, Division 2 of the Act (in which case, nomination forms will be distributed at the meeting).

<i>Officer Recommendation & Committee Decision</i>	<i>Item 3</i>
MOVED CR HARRIS	SECONDED CR WARD
That no Deputy Presiding Member be elected for the Audit Committee.	
<u>CARRIED 6/0</u>	

4. Declarations of Interest

Nil

5. Confirmation of Minutes – 22 February 2017

That the Minutes of the meeting held on 22 February 2017 be confirmed as a true and correct record of proceedings.

<i>Officer Recommendation & Committee Decision</i>	<i>Item 5</i>
MOVED CR HARRIS	SECONDED CR PETERSON
That the Minutes of the meeting held on 22 February 2017 be confirmed as a true and correct record of proceedings.	
<u>CARRIED 6/0</u>	

6. Reports of Officers:

6.1. 2017 Compliance Audit Return:

File:	ADM 0151
Reporting Officer:	Warren Olsen – Deputy CEO
Date of Meeting:	14 February 2018
Date of Report:	4 February 2018
Disclosure of Interest:	Nil

Purpose

The purpose of this report is to consider and, if thought fit to adopt, the Compliance Audit Return (CAR) for the calendar year ended 31 December 2017.

Background

Each local government is to carry out a compliance audit in respect of each calendar year against requirements established by the Department of Local Government, Sport and Cultural Industries and to formally adopt the Compliance Audit Return by Absolute Majority.

The Compliance Audit Return must first be considered by the Audit Committee, and the Audit Committee must make a recommendation to the Council in respect of the adoption of the Compliance Audit Return.

After the Compliance Audit Return has been presented to the Council, a certified copy of the Return along with the relevant section of the minutes and any additional information explaining or qualifying the compliance audit is to be submitted to the Director-General, Department of Local Government, Sport and Cultural Industries by March 31 in the following year.

Our Compliance Audit Return for the year ended 31 December 2016 has now been prepared and is attached to this agenda as Appendix 10.1.1.

Comment

Councillors should note that no non-compliances have been noted for 2017.

The only area of doubt relates to procurement relating to the Canning Stock Route and Gunbarrel Highway Interpretive Centre. The reasons that compliance surrounding that project is not clear are because:

- Arrangements around that project were inherited from a previous administration and we therefore do not have complete knowledge of those arrangements; and
- The CEO was instructed by an officer of the Department of Local Government, Sport and Cultural Industries not to investigate matters that the Department is already investigating.

That area is therefore closed to us to thoroughly investigate, but we are not aware of any non-compliances.

It should also be noted that councillors cannot have any direct knowledge of most of the compliance issues that the Compliance Audit Return endeavours to audit. Council necessarily relies on the advice of its officers, and I believe that we have protected the Council in this regard to the best of our ability.

Taking the lack of any direct knowledge of most of the issues by councillors, it is recommended that Council considers qualifying the resolution to adopt the Annual Compliance Return.

Consultation

Chief Executive Officer – Colin Bastow

Statutory Environment

Regulation 14 of the Local Government (Audit) Regulations 1996 provides that:

- (1) A local government is to carry out a compliance audit for the period 1 January to 31 December in each year.
- (2) After carrying out a compliance audit the local government is to prepare a compliance audit return in a form approved by the Minister.
- (3A) The local government's audit committee is to review the compliance audit return and is to report to the council the results of that review.
- (2) After the audit committee has reported to the council under sub-regulation (3A), the compliance audit return is to be —
 - (a) presented to the council at a meeting of the council; and
 - (b) adopted by the council; and
 - (c) recorded in the minutes of the meeting at which it is adopted.

Regulation 15 of the Local Government (Audit) Regulations 1996 provides that:

- (1) After the compliance audit return has been presented to the council in accordance with regulation 14(3) a certified copy of the return together with —
 - (a) a copy of the relevant section of the minutes referred to in regulation 14(3)(c); and
 - (b) any additional information explaining or qualifying the compliance audit,

is to be submitted to the Executive Director by 31 March next following the period to which the return relates.

Policy Implications

Nil

Financial Implications

There are no financial implications directly related to the adoption and submission of the Compliance Audit Return.

Strategic Implications

Although completion and submission of the Compliance Audit Return have no particular strategic significance in itself, its timely and adoption and submission will

go a long way to restoring the confidence of the Department of Local Government and Communities in the ability of the Council to properly manage its affairs.

Voting Requirements (at the Council meeting) ABSOLUTE MAJORITY

Officer Recommendation & Committee Decision

Item 6.1

MOVED CR QUADRIO

SECONDED CR HARRIS

That it be recommended to the Council:

1. **That it be noted that Councillors have no direct knowledge of most of the issues with which the Compliance Audit Return is concerned, and therefore rely on the knowledge and advice of the Chief Executive Officer and senior managers.**
2. **That, with this qualifications, the 2017 Compliance Audit Return be adopted.**

CARRIED 6/0 by Absolute Majority

6.2. Reg 17 CEO Review

File:	ADM0344
Reporting Officer:	Colin Bastow, Chief Executive Officer
Date of Report:	6 February 2018
Date of Meeting:	14 February 2018
Disclosure of Interest:	Previously worked for UHY Haines Norton (which has since merged with Moore Stephens) approximately 7 years ago.

Purpose

The purpose of this report is to report to the Audit Committee the results of the CEO's Reg 17 Review.

Background

The CEO is required to review the following systems at least once every two calendar years:

- a) Risk management; and
- b) Internal controls; and
- c) Legislative compliance.

The last report that was present to the Audit Committee on Reg 17 Review was back in December 2016. However, the report was postponed due to the Local Government Inquiry. The Shire was initially advised that the Inquiry would only take three months to complete, this advice was received over twelve months ago. The 2016 Reg. 17 review was undertaken in-house; however, due to the high level of scrutiny placed on the Shire due to the inquiry, it was decided that an independent review would be more appropriate.

Moore Stephens was contracted to undertake an independent review of the Shire systems after they provided the Shire with a competitive quote. Three Accounting Firms were invited to quote which included the Shire's current and previous audit firms. Unfortunately, the Shire's Current Audit Firm was unable to quote for this work.

Comment

The overall conclusion of the review was that the appropriateness and effectiveness of the Shire's system and procedures about risk management, internal controls and legislative compliance is moving towards having adequate and sustainable risk and internal control culture to meet the Shire's compliance obligations.

Further details about the review can be obtained by reading the attached Review of Risk Management, Legislative Compliance and Internal Controls Report.

The Recommendations for Improvement from Moore Stephens and the Shire's initial responses:

1. *Risk Management Policy*

The Shire will develop a risk management policy and further investigate the installation of a Risk Register.

2. *Corporate Governance*

The Shire had engaged the services of Moore Stephens to review and update its current Integrated Plans. This update can include an assessment of key risks to strategic projects.

3. *Corporate Governance – Delegations of Authority*

Local Government Councils delegate to their CEO, those tasks and duties they feel is appropriate. Therefore, there is not a standard type of delegation that must be included in the Shire Delegation Register. Therefore, there is no urgency to review the Shire's Delegations Register due to missing delegations.

The Author last reviewed the sub-delegation on the 30 January 2018.

4. *Business Continuity & Disaster Recovery*

The Shire had updated the Records Disaster Management Plan with current contacts etc. on the 6 February 2018.

The Shire plans to develop a dedicated Business Continuity Plan over the next 12-months.

5. *Records Management*

The Shire will be inviting vendors of electronic record management software to present their product to the Executive Management Team as it had already been identified the need to improve the shire's record management systems and procedures.

The Shire intends to include the purchase/upgrade of an electronic record management software in the 2018/19 DRAFT budget.

6. Health & Safety Management

The Shire has put in place a more appropriate arrangement for the management of the Wiluna Airstrip by appointing an Aerodrome Management Company to provide additional assistance and advice. This new arrangement will eliminate any repeat of long delays in resolving CASA compliance issues.

The Shire is currently considering the establishment of a Health and Safety Committee.

7. Code of Conduct – training

The Shire will undertake whole of organisational induction training which includes Code of Conduct awareness training within the next two months. It is likely the Shire will need to close its Administration Office and Arts Centre to allow all staff to attend the training.

8. Policies & Procedure
Comments noted.

9. Segregation of Duties

The Shire will review SynergySoft access privileges to ensure staff can only access data within their area of responsibility.

10. Remote Back-up of SynergySoft Systems

The Shire is currently accessing quotes that it has received for the upgrading of its Corporate Server. The scope of the Server upgrade also included the installation of an offsite backup server. Additionally, quotes were requested for the ongoing ITC support which will include the verification of backups.

The Shire is also assessing a proposal to install optic fibre to the new Administration office which will enable the office to have super-fast broadband. One of the benefits of having super-fast broadband will allow the Shire to backup its server to the cloud (off-site).

11. Financial Controls – Month-end

The Shire is currently recruiting an experienced and qualified Manager of Finance who will be tasked with the responsibility of implementing and maintaining appropriate financial controls.

Recently monthly financial report had been provided to line managers.

12. Financial Controls – Business Processes

The Shire is currently recruiting an experienced and qualified Manager of Finance who will be tasked with the responsibility of implementing and maintaining appropriate business processes.

13. Financial Controls – Grants

The author had advised all line Managers of their responsibilities with regards grants management. Once the new Manage of Finance is on deck, the Shire will develop a Grants Register. The register will allow for a level of grant management.

14. Financial Management Review

The Shire had recently received quotes from three Accounting Firms to undertake a Financial Management Review (FMR). The successful firm was Lincolns which is the Shire's current auditors. The FMR is expected to take place within the next couple of months.

15. Operationalise Compliance Requirements

Comments noted.

16. Records Retention

The Shire will undertake a major review of its records management systems as the current record management system and limited staff knowledge of this area had already been identified as a major area of concern.

The Shire has already spent a considerable amount of time and effort in improving the governance and other systems. However as highlighted above there is still additional improvements needed to improve the appropriateness and effectiveness of a number of systems.

Consultation

Warren Olsen, Deputy Chief Executive Officer
Anne Cheng, Moore Stephens

Statutory Environment

Local Government (Audit) Regulations 1996

Reg 17 - CEO to review certain systems and procedures

- (1) *The CEO is to review the appropriateness and effectiveness of a local government's systems and procedures in relation to —*
 - (a) *risk management; and*
 - (b) *internal control; and*
 - (c) *legislative compliance.*
- (2) *The review may relate to any or all of the matters referred to in subregulation (1)(a), (b) and (c), but each of those matters is to be the subject of a review at least once every 2 calendar years.*
- (3) *The CEO is to report to the audit committee the results of that review.*

Risk Management Implications

The attached report included a review of the Shire Risk Management systems and procedures.

Policy Implications

Nil

Financial Implications

Nil

Strategic Implications

Nil

Voting Requirements SIMPLE MAJORITY

Officer Recommendation & Committee Decision

Item 6.2

MOVED CR WARD

SECONDED CR PETERSON

The Shire needs to continue improving the appropriateness and effectiveness of its systems and procedures about:

- a) Risk management;**
- b) Internal control; and**
- c) Legislative compliance.**


CARRIED 6/0

7. Closure

There being no further business the meeting was declared closed at 3.28pm

LEADFX

(TSX:LFX)



PAROO STATION LEAD MINE, WESTERN AUSTRALIA

February, 2018

LEADFX

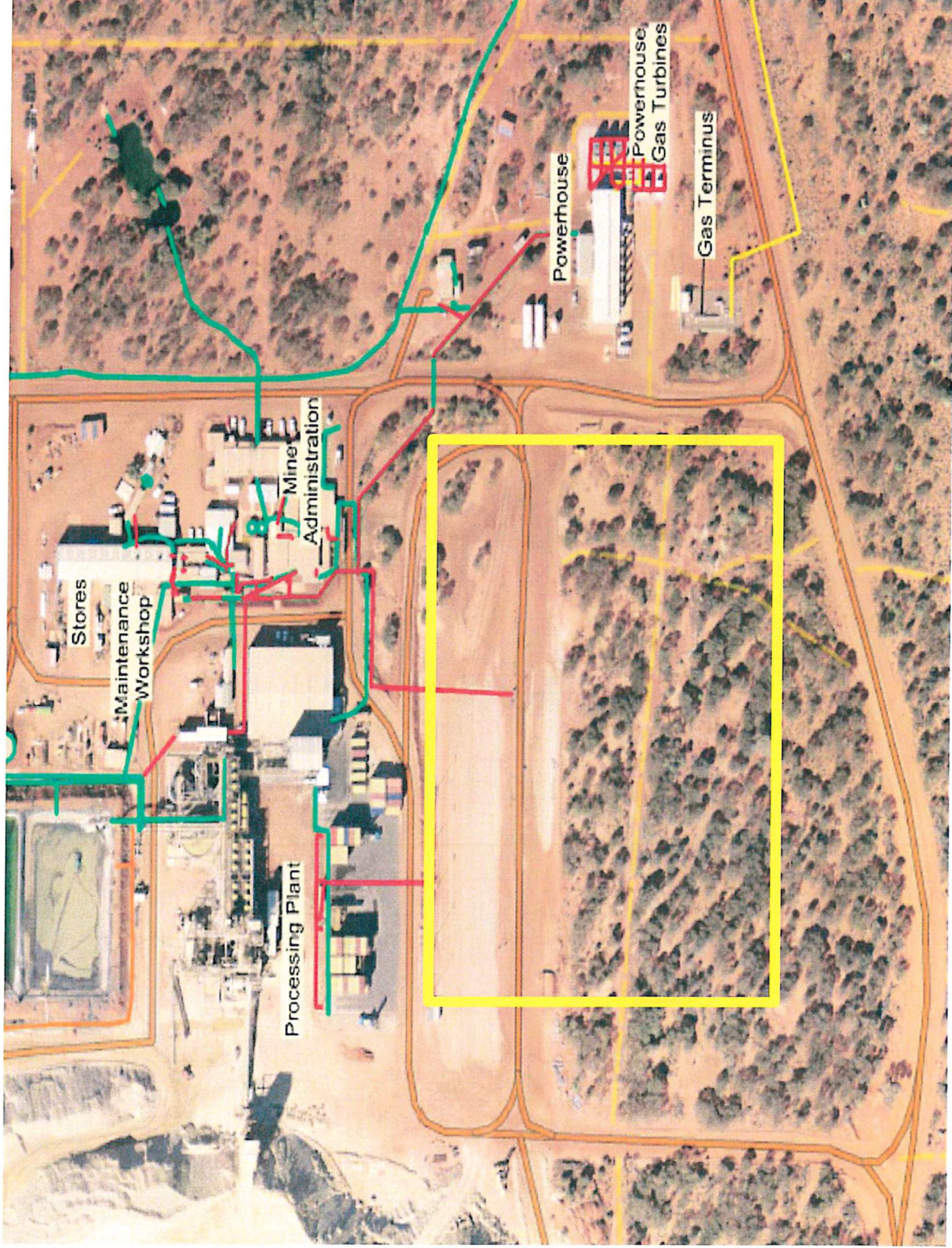
Relaunch of the Paroo Station Lead Mine


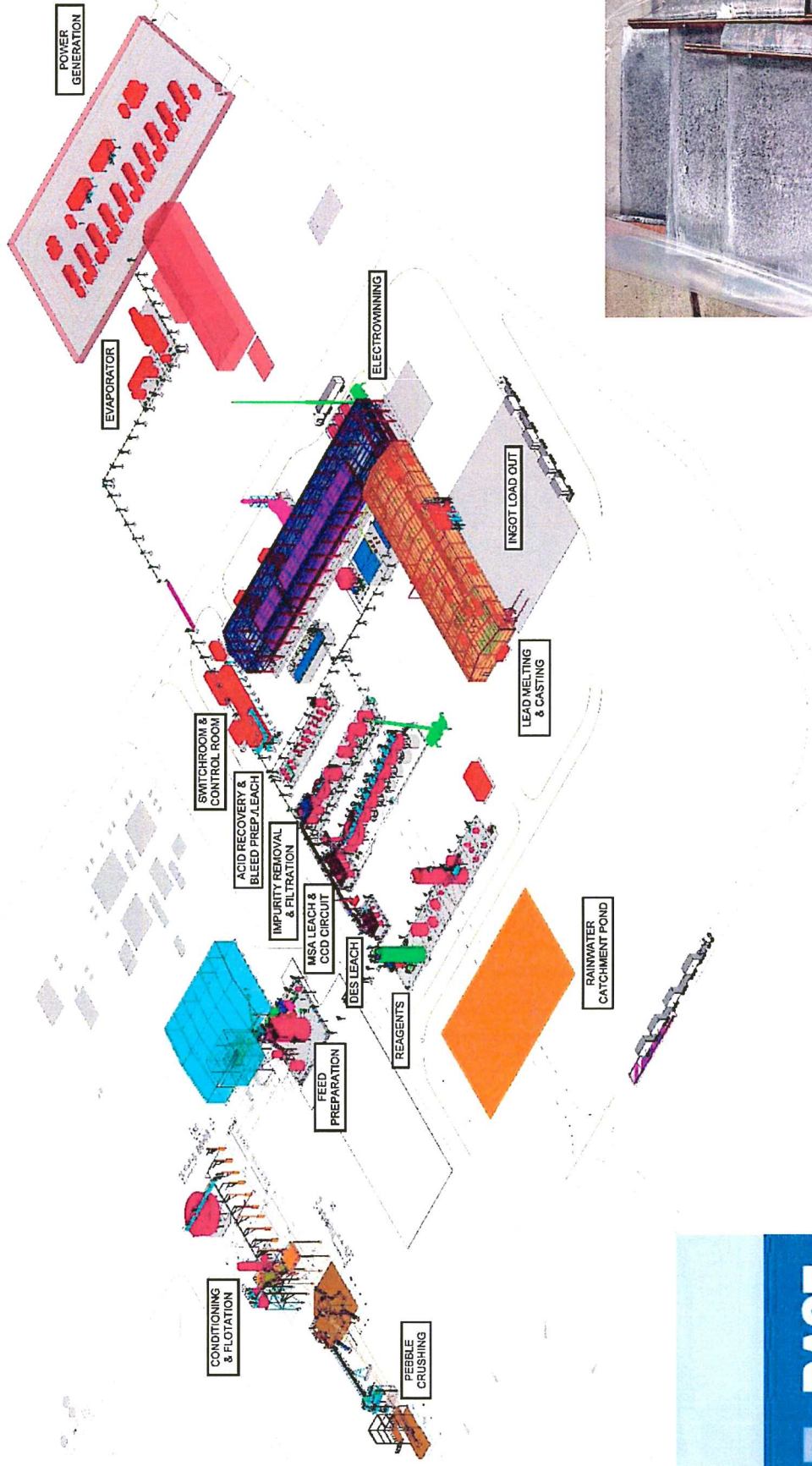
Lead ingot producer: Long life sustainable operation, simplified logistics, lower environment impact = greater returns

- **Definitive feasibility study due Feb 2018:** to build and operate a hydrometallurgical facility on-site to process lead concentrates and produce 70,000 tpa of lead metal
- **Long life asset:** ~15+ year mine life
- **Top ten global lead producer**
- **Economics and environmental benefits**
 - Transport 100% payable metal vs metal in concentrate
 - General freight vs hazardous materials
 - No environmental conditions required for transport route
 - Vagaries of concentrate market avoided – eliminates smelter charges, no more sales discounts
- **LME grade finished product with premia pricing**



Paroo Station Lead Mine Hydrometallurgical Plant Location





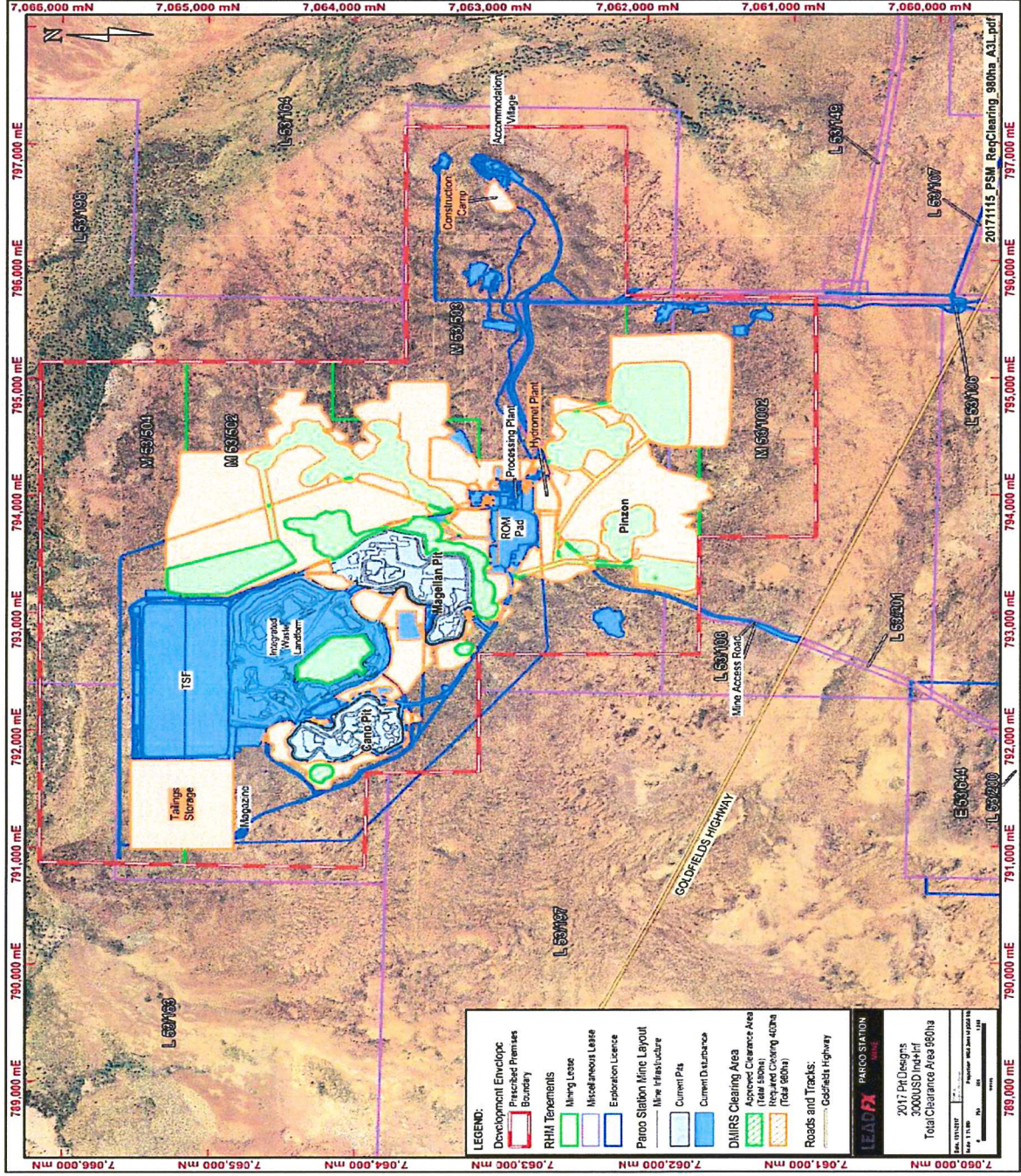
LEADFX

Technology Development

Patented mixed oxide leaching available to LeadFX for global application

- Technology developed by BASF and the University of British Columbia (“UBC”) - Dr. David Dreisinger
- Methane-sulphonic acid (MSA) to leach the lead from concentrate and recover lead metal using conventional electro-winning equipment and melting
- New arrangement of industry proven and commercially demonstrated components





***Concentrate production approvals are in place...
... new permits for the Hydrometallurgical Plant are being sought***

- EP Act Part IV approval required
 - Increased mine disturbance footprint
 - Dust management, flora, vegetation and flora, water consumption
 - Emissions, tailings
- Part V works approval and licensing required
- Consultation with all stakeholders undertaken
- Submission to EPA January 2018
- 12 week assessment process
- Recommendation to Minister Q2, 2018

Re-launch of LeadFX and the Paroo Station Lead Mine

- Complete and publish DFS (February 2018)
- Hydrometallurgical Plant Early Works commitments
- Australian IPO
- Financing Hydrometallurgical Plant (Q2/Q3 2018)
- Finalize Hydrometallurgical Plant environmental approvals (Q3 2018)
- Commence site construction works for Hydrometallurgical Plant (Q3 2018)